



**Independent Auditor's Report**

**To the Members of Central Bombay Cable Network Limited (Consolidated)**

**Report on the Audit of the Consolidated Financial Statements**

**Opinion**

1. We have audited the accompanying consolidated financial statements of **Central Bombay Cable Network Limited (Consolidated)** ('the Holding Company') and its subsidiaries (the Holding Company and its subsidiaries together referred to as 'the Group'), which comprise the Consolidated Balance Sheet as at 31 March 2019, the Consolidated Statement of Profit and Loss (including Other Comprehensive Income), the Consolidated Cash Flow Statement and the Consolidated Statement of Changes in Equity for the year then ended, and a summary of the significant accounting policies and other explanatory information.
2. In our opinion and to the best of our information and according to the explanations given to us {and based on the consideration of the reports of the other auditors on separate financial statements and on the other financial information of the subsidiary the aforesaid consolidated financial statements give the information required by the Companies Act, 2013 ('Act') in the manner so required and give a true and fair view in conformity with the accounting principles generally accepted in India including Indian Accounting Standards ('Ind AS') specified under section 133 of the Act, of the consolidated state of affairs (consolidated financial position) of the Group as at 31 March 2019, and its consolidated profit/loss (consolidated financial performance including other comprehensive income), its consolidated cash flows and the consolidated changes in equity for the year ended on that date.

**Basis for Opinion**

3. We conducted our audit in accordance with the Standards on Auditing specified under section 143(10) of the Act. Our responsibilities under those standards are further described in the Auditor's Responsibilities for the Audit of the Consolidated Financial Statements section of our report. We are independent of the Company in accordance with the Code of Ethics issued by the Institute of Chartered Accountants of India ('ICAI') together with the ethical requirements that are relevant to our audit of the financial statements under the provisions of the Act and the rules thereunder, and we have fulfilled our other ethical responsibilities in accordance with these requirements and the Code of Ethics. We believe that the audit evidence we have obtained sufficient and appropriate to provide a basis for our opinion.

**Key Audit Matter**

4. Key audit matters are those matters that, in our professional judgment {and based on the consideration of the reports of the other auditors on separate financial statements and on the other financial information of the subsidiary, were of most significance in our audit of the consolidated financial statements of the current period. These matters were addressed in the context of our audit of the consolidated financial statements as a whole, and in forming our opinion thereon, and we do not provide a separate opinion on these matters.





### **Information other than the Consolidated Financial Statements and Auditor's Report thereon**

5. The Holding Company's Board of Directors is responsible for the other information. Other information does not include the consolidated financial statements and our auditor's report thereon.

Our opinion on the consolidated financial statements does not cover the other information and we do not express any form of assurance conclusion thereon.

In connection with our audit of the consolidated financial statements, our responsibility is to read the other information and, in doing so, consider whether the other information is materially inconsistent with the consolidated financial statements or our knowledge obtained in the audit or otherwise appears to be materially misstated.

If, based on the work we have performed on the other information obtained prior to the date of this auditor's report, we conclude that there is a material misstatement of this other information, we are required to report that fact. Reporting under this section is not applicable as no other information is obtained at the date of this auditor's report.

### **Responsibilities of Management {and Those Charged with Governance} for the Consolidated Financial Statements**

6. The Holding Company's Board of Directors is responsible for the matters stated in section 134(5) of the Act with respect to the preparation of these consolidated financial statements that give a true and fair view of the consolidated state of affairs (consolidated financial position), consolidated profit or loss (consolidated financial performance including other comprehensive income), consolidated changes in equity and consolidated cash flows of the Group including its subsidiary in accordance with the accounting principles generally accepted in India, including the Ind AS specified under section 133 of the Act. The respective Board of Directors/management of the companies included in the Group and its subsidiary are responsible for maintenance of adequate accounting records in accordance with the provisions of the Act for safeguarding of the assets of the Company and for preventing and detecting frauds and other irregularities; selection and application of appropriate accounting policies; making judgments and estimates that are reasonable and prudent; and design, implementation and maintenance of adequate internal financial controls, that were operating effectively for ensuring the accuracy and completeness of the accounting records, relevant to the preparation and presentation of the consolidated financial statements that give a true and fair view and are free from material misstatement, whether due to fraud or error, which have been used for the purpose of preparation of the consolidated financial statements by the Directors of the Holding Company, as aforesaid.
7. In preparing the consolidated financial statements, management is responsible for assessing the Group's ability to continue as a going concern, disclosing, as applicable, matters related to going concern and using the going concern basis of accounting unless management either intends to liquidate the Group or to cease operations, or has no realistic alternative but to do so.
8. Those Board of Directors are also responsible for overseeing the Group's financial reporting process.

### **Auditor's Responsibilities for the Audit of the Consolidated Financial Statements**

9. Our objectives are to obtain reasonable assurance about whether the consolidated financial statements as a whole are free from material misstatement, whether due to fraud or error, and to issue an auditor's report that includes our opinion. Reasonable assurance is a high level of assurance, but is not a guarantee that an audit conducted in accordance with Standards on Auditing will always detect a material misstatement





when it exists. Misstatements can arise from fraud or error and are considered material if, individually or in the aggregate, they could reasonably be expected to influence the economic decisions of users taken on the basis of these consolidated financial statements.

10. As part of an audit in accordance with Standards on Auditing, we exercise professional judgment and maintain professional skepticism throughout the audit. We also:
  - Identify and assess the risks of material misstatement of the consolidated financial statements, whether due to fraud or error, design and perform audit procedures responsive to those risks, and obtain audit evidence that is sufficient and appropriate to provide a basis for our opinion. The risk of not detecting a material misstatement resulting from fraud is higher than for one resulting from error, as fraud may involve collusion, forgery, intentional omissions, misrepresentations, or the override of internal control.
  - Obtain an understanding of internal control relevant to the audit in order to design audit procedures that are appropriate in the circumstances. Under section 143(3)(i) of the Act, we are also responsible for explaining our opinion on whether the holding company has adequate internal financial controls system in place and the operating effectiveness of such controls.
  - Evaluate the appropriateness of accounting policies used and the reasonableness of accounting estimates and related disclosures made by management.
  - Conclude on the appropriateness of management's use of the going concern basis of accounting and, based on the audit evidence obtained, whether a material uncertainty exists related to events or conditions that may cast significant doubt on the Group's ability to continue as a going concern. If we conclude that a material uncertainty exists, we are required to draw attention in our auditor's report to the related disclosures in the consolidated financial statements or, if such disclosures are inadequate, to modify our opinion. Our conclusions are based on the audit evidence obtained up to the date of our auditor's report. However, future events or conditions may cause the Group to cease to continue as a going concern.
  - Evaluate the overall presentation, structure and content of the consolidated financial statements, including the disclosures, and whether the consolidated financial statements represent the underlying transactions and events in a manner that achieves fair presentation.
11. We communicate with those charged with governance regarding, among other matters, the planned scope and timing of the audit and significant audit findings, including any significant deficiencies in internal control that we identify during our audit.
12. We also provide those charged with governance with a statement that we have complied with relevant ethical requirements regarding independence, and to communicate with them all relationships and other matters that may reasonably be thought to bear on our independence, and where applicable, related safeguards.
13. From the matters communicated with those charged with governance, we determine those matters that were of most significance in the audit of the consolidated financial statements of the current period and are therefore the key audit matters. We describe these matters in our auditor's report unless law or regulation precludes public disclosure about the matter or when, in extremely rare circumstances, we determine that a matter should not be communicated in our report because the adverse consequences of doing so would reasonably be expected to outweigh the public interest benefits of such communication.





### Other Matter

14. We did not audit the financial statements of one subsidiaries, whose financial statements reflect(s) total assets of Rs 820.669 (millions) and net assets of Rs 106.68 (millions) as at 31 March 2019, total revenues of Rs 561.202 (millions) and net cash inflows/outflows amounting to Rs 100.31 (millions) for the year ended on that date, as considered in the consolidated financial statements. {The consolidated financial statements also include the Group's share of net profit/loss (including other comprehensive income) of Rs 0.073 (millions) for the year ended 31 March 2019, as considered in the consolidated financial statements, in respect of one subsidiary company, whose financial statements have not been audited by us}. {These financial statements have been audited by other auditors whose report(s) have been furnished to us by the management and our opinion on the consolidated financial statements, in so far as it relates to the amounts and disclosures included in respect of the subsidiary and our report in terms of sub-section (3) of Section 143 of the Act, in so far as it relates to the aforesaid subsidiary is based solely on the reports of the other auditors.

Our opinion above on the consolidated financial statements, and our report on other legal and regulatory requirements below, are not modified in respect of the above matters with respect to our reliance on the work done by and the reports of the other auditors.

### Report on Other Legal and Regulatory Requirements

15. As required by section 197(16) of the Act, based on our audit and on the consideration of the report(s) of the other auditor(s), on separate financial statements of the subsidiary, we report that the Holding Company, its subsidiary company covered under the Act paid remuneration to their respective directors during the year in accordance with the provisions of and limits laid down under section 197 read with Schedule V to the Act.
16. As required by Section 143 (3) of the Act, based on our audit and on the consideration of the report (s) of the other auditor (s) on separate financial statements and other financial information of the subsidiary company, we report, to the extent applicable, that:
- a) we have sought and obtained all the information and explanations which to the best of our knowledge and belief were necessary for the purpose of our audit of the aforesaid consolidated financial statements;
  - b) In our opinion, proper books of account as required by law relating to preparation of the aforesaid consolidated financial statements have been kept so far as it appears from our examination of those books and the reports of the other auditors;
  - c) the consolidated financial statements dealt with by this report are in agreement with the relevant books of account maintained for the purpose of preparation of the consolidated financial statements;
  - d) in our opinion, the aforesaid consolidated financial statements comply with Ind AS specified under section 133 of the Act;
  - e) On the basis of the written representations received from the directors of the Holding Company and taken on record by the Board of Directors of the Holding Company and the reports of the other statutory auditors of its subsidiary company covered under the Act, none of the directors of the Group companies, subsidiary company are covered under the Act, are disqualified as on 31 March 2019 from being appointed as a director in terms of Section 164(2) of the Act.



- f) With respect to the adequacy of the internal financial controls over financial reporting of the Holding Company, and its subsidiary company covered under the Act, and the operating effectiveness of such controls.
- g) With respect to the other matters to be included in the Auditor's Report in accordance with rule 11 of the Companies (Audit and Auditors) Rules, 2014 (as amended), in our opinion and to the best of our information and according to the explanations given to us and based on the consideration of the report of the other auditors on separate financial statements as also the other financial information of the subsidiary:
- i. There were no pending litigations as at 31 March 2019 which would impact the consolidated financial position of the Holding company & its subsidiary company
  - ii. The Holding Company and its subsidiary did not have any long-term contracts including derivative contracts for which there were any material foreseeable losses as at 31 March 2019;
  - iii. there were no amounts which were required to be transferred to the Investor Education and Protection Fund by the Holding Company, and its subsidiary company covered under the Act, during the year ended 31 March 2019;
  - iv. the disclosure requirements relating to holdings as well as dealings in specified bank notes were applicable for the period from 8 November 2016 to 30 December 2016, which are not relevant to these consolidated financial statements. Hence, reporting under this clause is not applicable.

**For A A A M & CO.**

**CHARTERED ACCOUNTANTS**

**FRN NO. 08113C**

**(CA RAHUL GUPTA, FCA)**

**PARTNER**

**M. No. 419625**

**DATE: 08.05.2019**

**PLACE: NOIDA**





**M/S Central Bombay Cable Network Limited (Consolidated)**

Annexure "1a" to the Auditors Report

The Annexure referred to in our report to the members of the Company for the year ended on 31st March, 2019, we report that:

|     |   |    |
|-----|---|----|
| I   | Whether the Company is maintaining proper records showing full particulars, including quantitative details and situation of fixed assets;   | NA |
|     | Whether these fixed assets have been physically verified by the management at reasonable intervals; whether any material discrepancies were noticed on such verification and if so, whether the same have been properly dealt with in the books of account; | NA |
|     | Whether the title deeds of immovable properties are held in the name of the company. If not, provide the details thereof;   | NA |
| II  | Whether physical verification of inventory has been conducted at reasonable intervals by the management and whether any material discrepancies were noticed and if so, whether they have been properly dealt with in the books of account;                  | NA |
| III | Whether the Company has granted any loans, secured or unsecured to companies, firms, Limited Liability Partnerships or other parties covered in the register maintained under section 189 of the Companies Act, 2013. If so:                                | NO |
|     | Whether the terms and conditions of the grant of such loans are not prejudicial to the company's interest;  | NA |
|     | Whether the schedule of repayment of principal and payment of interest has been stipulated and whether the repayments or receipts are regular;  | NA |
|     | If the amount is overdue, state the total amount overdue for more than ninety days, and whether reasonable steps have been taken by the company for recovery of the principal and interest;   | NA |
| IV  | In respect of loans, investments, guarantees, and security whether provisions of section 185 and 186 of the Companies Act, 2013 have been complied with. If not, provide the details thereof.   | NA |



|      |  |     |
|------|--|-----|
| V    | In case, the Company has accepted deposits, whether the directives issued by the Reserve Bank of India and the provisions of sections 73 to 76 or any other relevant provisions of the Companies Act, 2013 and the rules framed thereunder, where applicable, have been complied with? If not, the nature of such contraventions be stated; If an order has been passed by Company Law Board or National Company Law Tribunal or Reserve Bank of India or any court or any other tribunal, whether the same has been complied with or not? | NA  |
| VI   | Whether maintenance of cost records has been specified by the Central Government under sub-section (1) of section 148 of the Companies Act, 2013 and whether such accounts and records have been so made and maintained.   | NA  |
| VII  | (a) Whether the Company is regular in depositing undisputed statutory dues including Provident Fund, Employees' State Insurance, Income-Tax, Sales-Tax, Service Tax, Duty of Customs, Duty of Excise, Value Added Tax, Cess and any other statutory dues to the appropriate authorities and if not, the extent of the arrears of outstanding statutory dues as on the last day of the financial year concerned for a period of more than six months from the date they became payable, shall be indicated;                                 | Yes |
|      | (b) Where dues of Income Tax or Sales Tax or Service Tax or duty of Customs or duty of Excise or Value Added Tax has not been deposited on account of any dispute, then the amounts involved and the forum where dispute is pending shall be mentioned. (A mere representation to the concerned Department shall not be treated as a dispute).   | NA  |
| VIII | Whether the Company has defaulted in repayment of loans or borrowing to a Financial Institution, Bank, Government or dues to debenture holders? If yes, the period and the amount of default to be reported (in case of defaults to Banks, Financial Institutions, and Government, Lender wise details to be provided).  | NO  |
| IX   | Whether money is raised by way of initial public offer or further public offer (including debt instruments) and Term Loans were applied for the purposes for which those are raised. If not, the details together with delays or default and subsequent rectification, if any, as may be applicable, be reported;  | NA  |
| X    | Whether any fraud by the Company or any fraud on the Company by its officers or employees has been noticed or reported during the year; If yes, the nature and the amount involved is to be indicated;   | NO  |
| XI   | Whether managerial remuneration has been paid or provided in accordance with the requisite approvals mandated by the provisions of section 197 read with Schedule V to the Companies Act, 2013? If not, state the amount involved and steps taken by the company for securing refund of the same;  | NA  |



|      |  |     |
|------|--|-----|
| XII  | Whether the Nidhi Company has complied with the Net Owned Funds to Deposits in the ratio of 1: 20 to meet out the liability and whether the Nidhi Company is maintaining ten per cent unencumbered term deposits as specified in the Nidhi Rules, 2014 to meet out the liability;  | NA  |
| XIII | Whether all transactions with the related parties are in compliance with sections 177 and 188 of Companies Act, 2013 where applicable and the details have been disclosed in the Financial Statements etc., as required by the applicable accounting standards;  | YES |
| XIV  | Whether the Company has made any preferential allotment or private placement of shares or fully or partly convertible debentures during the year under review and if so, as to whether the requirement of section 42 of the Companies Act, 2013 have been complied with and the amount raised have been used for the purposes for which the funds were raised. If not, provide the details in respect of the amount involved and nature of non-compliance; | NA  |
| XV   | Whether the Company has entered into any non-cash transactions with directors or persons connected with him and if so, whether the provisions of section 192 of Companies Act, 2013 have been complied with;   | NA  |
| XVI  | Whether the Company is required to be registered under section 45-IA of the Reserve Bank of India Act, 1934 and if so, whether the registration has been obtained.   | NA  |

As per our report of even date

For A A A M & CO.

CHARTERED ACCOUNTANTS

FRN : 08113C



(CA RAHUL GUPTA, FCA)

PARTNER

M.NO. -419625

DATE: 08.05.2019

PLACE: NOIDA



**Consolidated Central Bombay Cable Network Limited**  
**Balance Sheet as at March 31, 2019**

|  | Notes | March 31, 2019<br>₹millions | March 31, 2018<br>₹millions |
|--|-------|-----------------------------|-----------------------------|
| <b>A. Assets</b>                           |       |                             |                             |
| <b>1. Non-current assets</b>               |       |                             |                             |
| <b>Fixed assets</b>                        |       |                             |                             |
| (a) Property, plant and equipment          | 3     | 416.08                      | 419.44                      |
| (b) Capital work-in-progress               |       | 49.60                       | 59.09                       |
| <b>(a) Financial assets</b>                |       |                             |                             |
| (i) Investments                            | 4     | 0.06                        | 0.06                        |
| (ii) Loans                                 | 5     | 2.04                        | 2.20                        |
| (iv) Deferred Tax                          | 16    | 0.83                        | -                           |
| (b) Other non-current assets               | 6     | 39.55                       | 39.54                       |
| <b>Sub-total of Non-current assets</b>     |       | <b>508.16</b>               | <b>520.33</b>               |
| <b>2. Current assets</b>                   |       |                             |                             |
| <b>(a) Financial assets</b>                |       |                             |                             |
| (i) Trade receivables                      | 7     | 135.18                      | 91.97                       |
| (ii) Cash and bank balances                | 8     | 159.18                      | 58.87                       |
| (iii) Other Financial Assets               | 9     | 13.46                       | 7.17                        |
| (b) Other current assets                   | 10    | 46.81                       | 80.23                       |
| <b>Sub-total of Current assets</b>         |       | <b>354.63</b>               | <b>238.25</b>               |
| <b>Total assets</b>                        |       | <b>862.78</b>               | <b>758.58</b>               |
| <b>B. Equity and liabilities</b>           |       |                             |                             |
| <b>Equity</b>                              |       |                             |                             |
| (a) Equity share capital                   | 11    | 0.50                        | 0.50                        |
| (b) Other equity                           | 12    | 51.85                       | 15.24                       |
| (c) Non-controlling interests              | 13    | 36.14                       | 17.28                       |
| <b>Sub-total - Equity</b>                  |       | <b>88.49</b>                | <b>33.02</b>                |
| <b>Liabilities</b>                         |       |                             |                             |
| <b>1. Non-current liabilities</b>          |       |                             |                             |
| <b>(a) Financial liabilities</b>           |       |                             |                             |
| (i) Long-term borrowings                   | 14    | 8.58                        | 8.58                        |
| (b) Provisions                             | 15    | 5.50                        | 4.01                        |
| (c) Deferred tax liability (net)           | 16    | -                           | 4.64                        |
| (d) Other non-current liabilities          | 17    | -                           | 34.34                       |
| <b>Sub-total - Non-current liabilities</b> |       | <b>14.08</b>                | <b>51.56</b>                |
| <b>2. Current liabilities</b>              |       |                             |                             |
| <b>(a) Financial liabilities</b>           |       |                             |                             |
| (i) Trade payables                         | 18    | 610.40                      | 503.01                      |
| (b) Other current liabilities              | 19    | 145.34                      | 166.07                      |
| (c) Provisions                             | 20    | 4.48                        | 4.91                        |
| <b>Sub-total of current liabilities</b>    |       | <b>760.22</b>               | <b>673.99</b>               |
| <b>Total equity and liabilities</b>        |       | <b>862.78</b>               | <b>758.58</b>               |

Summary of significant accounting policies 1-2.

The accompanying notes are an integral part of these financial statements.

This is the balance sheet referred to in our report of even date.

For A A A M & Co  
Chartered Accountants

FRN: 08113C

  
(CA Rahul Gupta, CA)  
Partner  
M.No-419625

For and on behalf of the Board of Directors of  
For CENTRAL BOMBAY CABLE NETWORK LTD.

  
PUSHPINDER SINGH CHAHAL  
Director  
DIN: 08066877

  
DINESH KUMAR GARG  
Director  
DIN: 02048097

Place : Noida  
Date : 08-05-19

**Consolidated Central Bombay Cable Network Limited**  
**Statement of Profit and Loss for the year ended March 31, 2019**

|  | Notes | March 31, 2019<br>₹millions | March 31, 2018<br>₹millions |
|--|-------|-----------------------------|-----------------------------|
| <b>Revenue</b>   |       |                             |                             |
| Revenue from operations  | 21    | 557.67                      | 478.71                      |
| Other income   | 22    | 3.53                        | 1.07                        |
| <b>Total revenue</b>   |       | <b>561.20</b>               | <b>479.78</b>               |
| <b>Expenses</b>  |       |                             |                             |
| Purchases of traded goods  | 23    | 35.18                       | 31.36                       |
| Carriage sharing, pay channel and related costs                  | 24    | 192.74                      | 171.23                      |
| Employee benefits expense  | 25    | 30.53                       | 26.27                       |
| Finance costs  | 26    | 0.21                        | 0.91                        |
| Depreciation and amortisation expenses                           | 27    | 78.63                       | 66.16                       |
| Other expenses   | 28    | 232.40                      | 124.62                      |
| <b>Total expenses</b>  |       | <b>569.70</b>               | <b>420.55</b>               |
| <b>Profit before Exceptional items expenses</b>                  |       | <b>(8.49)</b>               | <b>59.24</b>                |
| Exceptional items  |       | -                           | 45.99                       |
| <b>Profit before tax</b>   |       | <b>(8.49)</b>               | <b>13.25</b>                |
| <b>Tax Expenses</b>  |       |                             |                             |
| Current Tax  |       | 4.20                        | 4.68                        |
| Deferred Tax   |       | (5.47)                      | (0.88)                      |
| <b>Total Profit/(Loss) for the period</b>                        |       | <b>(7.22)</b>               | <b>9.46</b>                 |
| <b>Other Comprehensive income</b>                                |       |                             |                             |
| <b>(i) Items that will not be reclassified to profit or loss</b> |       |                             |                             |
| (a) Remeasurement of the defined benefit (liabilities) / assets  |       | (0.07)                      | (0.31)                      |
| <b>Total Comprehensive Income/(loss) for the year</b>            |       | <b>(7.15)</b>               | <b>9.77</b>                 |
| Loss per share after tax (*)                                     | 29    |                             |                             |
| Basic  |       | (94.40)                     | 128.93                      |
| Diluted  |       | (94.40)                     | 128.93                      |

Summary of significant accounting policies 1-2.

The accompanying notes are an integral part of these financial statements.

This is the statement of profit and loss referred to in our report of even date

**For A A A M & Co**  
**Chartered Accountants**


FRN: 08113C


  
**(CA Rahul Gupta, ACA)**

Partner

M.No-419625

For and on behalf of the Board of Directors of  
For CENTRAL BOMBAY CABLE NETWORK LTD.

  
**PUSHPINDER SINGH CHAHAL**  
Director  
DIN: 08066877

  
**DINESH KUMAR GARG**  
Director  
DIN: 02048097

Place : Noida

Date : 08-05-19



Consolidated Central Bombay Cable Network Limited  
Cash flow statement for the year ended March 31,2019

| Cash flow from operating Activities   | March 31,2019  | March 31,2018   |
|---|----------------|-----------------|
|   | ₹millions      | ₹millions       |
| Profit Before tax from continuing operations  | (8.49)         | 13.25           |
| <b>Non Cash adjustment to reconcile profit before tax to net cash flows</b>                   |                |                 |
| Depreciation/Amortisation on continuing operations  | 78.63          | 66.16           |
| Provision for Doubtful Debts  | 8.88           | -               |
| Transfer from Deferred Activation Revenue   | 62.62          | -               |
| Comprehensive income recognised directly in retained earnings                                 | 0.07           | -               |
| Provision for Income Taxes(including deferred tax)  | 1.27           | -               |
| Other Non Operating Income  | -              | (0.45)          |
| <b>Operating Profits before working capital changes</b>                                       | <b>142.98</b>  | <b>78.96</b>    |
| <b>Movement in working capital:</b>   |                |                 |
| Increase/(Decrease) in Current Liabilities  | 86.22          | 159.19          |
| Increase/(Decrease) in short/long term provisions   | (37.48)        | (8.77)          |
| Decrease/(Increase) in trade receivables  | (52.09)        | 33.03           |
| Decrease/(Increase) in short/long terms loans and advances & Other current/non current assets | 26.46          | (41.16)         |
| <b>Cash generated from/(used) in operations</b>   | <b>166.09</b>  | <b>142.29</b>   |
| Direct tax paid(net of refunds)   | -              | 7.75            |
| <b>Net Cash flow from/(used) in operating activities (A)</b>                                  | <b>166.09</b>  | <b>134.54</b>   |
| <b>Cash Flow from investing activities</b>  |                |                 |
| Purchase of Property, Plant and Equipment   | (75.27)        | (123.59)        |
| Proceeds from CWIP  | 9.49           | -               |
| <b>Net Cash flow from/(used) in investing activities (B)</b>                                  | <b>(65.78)</b> | <b>(123.59)</b> |
| <b>Cash Flow from Financing activities (C)</b>  |                |                 |
| Equity  | -              | 3.79            |
| Repayment of Long Term Borrowings   | -              | (381.29)        |
| <b>Net Cash flow from/(used) in Financing activities (C)</b>                                  | <b>-</b>       | <b>(377.50)</b> |
| <b>Net Increase/(Decrease) in cash and cash equivalent (A+B+C)</b>                            | <b>100.31</b>  | <b>42.59</b>    |
| Cash and cash equivalent at the beginning of the year   | 58.87          | 16.28           |
| <b>Cash and cash equivalent at the end of the year</b>  | <b>159.18</b>  | <b>58.87</b>    |
| <b>Components of cash and cash equivalents</b>  |                |                 |
| Cash on hand  | 3.55           | 4.03            |
| With Bank-on current account  | 155.64         | 54.85           |
| <b>Total Cash and cash equivalent(Note B)</b>   | <b>159.18</b>  | <b>58.87</b>    |

For A A A M & Co

Chartered Accountants

FRN: 08113C

(CA RAHUL GUPTA, FCA)

Partner

M.No-419625

For and on behalf of the Board of Directors of  
Central Bombay Cable Network Limited.

PUSHPINDER SINGH CHAHAL

Director

DIN: 08066877

DINESH KUMAR GARG

Director

DIN: 02048097


Place : NOIDA

Date : 08.05.19

Consolidated Central Bombay Cable Network Limited  
 Summary of significant accounting policies and other explanatory information for the year ended March 31, 2019

| Tangible assets                 |          |                     |           |                  |                        |                  |          |                        |               |                       | ₹ millions |
|---------------------------------|----------|---------------------|-----------|------------------|------------------------|------------------|----------|------------------------|---------------|-----------------------|------------|
| Gross block                     | Building | Plant and equipment | Computers | Office equipment | Furniture and fixtures | Studio equipment | Vehicles | Leasehold improvements | Set top boxes | Electrical Equipments | Total      |
| Balance as at March 31, 2017    | 0.48     | 45.95               | 2.08      | 3.18             | 1.45                   | 8.17             | 2.05     | 2.00                   | 444.27        | 0.29                  | 509.91     |
| Additions                       |          | 2.36                | 0.02      | 0.01             | 0.04                   | -                | -        | -                      | 99.93         | -                     | 102.36     |
| Disposal                        |          |                     |           |                  |                        |                  |          |                        |               |                       |            |
| Balance as at March 31, 2018    | 0.48     | 48.31               | 2.10      | 3.19             | 1.48                   | 8.17             | 2.05     | 2.00                   | 544.20        | 0.29                  | 612.27     |
| Additions                       |          | 1.32                | 0.93      | 0.45             | 0.08                   | 1.93             | 2.17     | -                      | 68.37         | 0.02                  | 75.27      |
| Disposal                        |          |                     |           |                  |                        |                  |          |                        |               |                       |            |
| Balance as at March 31, 2019    | 0.48     | 49.63               | 3.03      | 3.64             | 1.56                   | 10.10            | 4.22     | 2.00                   | 612.57        | 0.31                  | 687.54     |
| <b>Accumulated depreciation</b> |          |                     |           |                  |                        |                  |          |                        |               |                       |            |
| Balance as at March 31, 2017    | 0.44     | 25.90               | 1.89      | 2.48             | 1.18                   | 7.09             | 0.83     | 1.60                   | 85.06         | 0.21                  | 126.67     |
| Charge for the year             | 0.04     | 4.46                | 0.09      | 0.46             | 0.05                   | 0.22             | 0.23     | 0.25                   | 60.33         | 0.03                  | 66.16      |
| Reversal on disposal of assets  |          |                     |           |                  |                        |                  |          |                        |               |                       |            |
| Balance as at March 31, 2018    | 0.48     | 30.36               | 1.98      | 2.94             | 1.23                   | 7.31             | 1.06     | 1.85                   | 145.39        | 0.24                  | 192.83     |
| Charge for the year             | -        | 4.64                | 0.21      | 0.30             | 0.05                   | 0.26             | 0.46     | 0.15                   | 72.54         | 0.02                  | 78.63      |
| Reversal on disposal of assets  |          |                     |           |                  |                        |                  |          |                        |               |                       |            |
| Balance as at March 31, 2019    | 0.48     | 34.99               | 2.19      | 3.24             | 1.29                   | 7.57             | 1.52     | 2.00                   | 217.92        | 0.26                  | 271.46     |
| <b>Net block</b>                |          |                     |           |                  |                        |                  |          |                        |               |                       |            |
| Balance as at March 31, 2018    | (0.00)   | 17.95               | 0.12      | 0.25             | 0.25                   | 0.86             | 0.99     | 0.15                   | 398.81        | 0.05                  | 419.44     |
| Balance as at March 31, 2019    | (0.00)   | 14.63               | 0.84      | 0.41             | 0.28                   | 2.53             | 2.70     | -                      | 394.64        | 0.05                  | 416.08     |

1E+06





**Consolidated Central Bombay Cable Network Limited**

**Summary of significant accounting policies and other explanatory information for the year ended March 31, 2019**

**4 Non-current investments (Non trade, unquoted)**

**Long term investments**

(Valued at cost unless stated otherwise)

**Investment in equity instruments**

30,000 (Previous year 30,000) equity shares of ₹ 2 each fully paid up of Indian Cable Net Company Limited

|  | 31-Mar-19   | 31-Mar-18   |
|--|-------------|-------------|
|  | 0.06        | 0.06        |
|  | <b>0.06</b> | <b>0.06</b> |

**5 Loans**

**Security deposits**

Unsecured, considered good

|  | 31-Mar-19   | 31-Mar-18   |
|--|-------------|-------------|
|  | 2.04        | 2.20        |
|  | 2.04        | 2.20        |
|  | <b>2.04</b> | <b>2.20</b> |

**6 Other non-current assets**

Other advances

Variety Entertainment Pvt Ltd.

Security Deposit-CDSL

|  | 31-Mar-19    | 31-Mar-18    |
|--|--------------|--------------|
|  | 39.54        | 39.54        |
|  | 0.01         | -            |
|  | <b>39.55</b> | <b>39.54</b> |

**7 Trade receivables**

Unsecured, considered good

Unsecured, considered doubtful

|  | 31-Mar-19 | 31-Mar-18 |
|--|-----------|-----------|
|  | 135.18    | 91.97     |
|  | 8.88      | -         |
|  | 144.06    | 91.97     |

Less: Credit Loss Allowance

|  |               |              |
|--|---------------|--------------|
|  | 8.88          | -            |
|  | 135.18        | 91.97        |
|  | <b>135.18</b> | <b>91.97</b> |

**8 Cash and bank balances**

**Cash and cash equivalents**

Cash on hand

Cheques on hand

Balances with banks

On current accounts

In deposit account (with maturity upto three months)

|  | 31-Mar-19     | 31-Mar-18    |
|--|---------------|--------------|
|  | 3.55          | 4.03         |
|  | -             | -            |
|  | 55.64         | 54.85        |
|  | 100.00        | -            |
|  | <b>159.18</b> | <b>58.87</b> |

**9 Other Financial Assets**

Unsecured, considered good

Unbilled Revenue

|  | 31-Mar-19    | 31-Mar-18   |
|--|--------------|-------------|
|  | 13.46        | 7.17        |
|  | <b>13.46</b> | <b>7.17</b> |

**10 Other Current Assets**

Investment

Accrued Interest

Balances with statutory authorities

Advance to suppliers

Advance to Employees


Advance tax

Deposit against VAT demand

Prepaid Expenses

Indirect Tax

|  | 31-Mar-19    | 31-Mar-18    |
|--|--------------|--------------|
|  | -            | -            |
|  | 0.18         | -            |
|  | 2.47         | 2.47         |
|  | 11.04        | 19.48        |
|  | 0.21         | 0.16         |
|  | 19.11        | 14.09        |
|  | 5.73         | 4.87         |
|  | 0.19         | 0.08         |
|  | 7.88         | 39.09        |
|  | <b>46.81</b> | <b>80.23</b> |



*(Handwritten signature)*

| 11 Share capital   | 31-Mar-19<br>₹millions | 31-Mar-18<br>₹millions |
|--|------------------------|------------------------|
| <b>Authorised share capital</b>  |                        |                        |
| 50,000 (Previous Year: 50,000) Equity Shares of Rs. 10 each  | 0.50                   | 0.50                   |
| <b>Total authorised capital</b>  | <b>0.50</b>            | <b>0.50</b>            |
| <b>Issued share capital</b>  |                        |                        |
| 50,000 (Previous Year: 50,000) Equity Shares of Rs. 10 each  | 0.50                   | 0.50                   |
| <b>Total issued capital</b>  | <b>0.50</b>            | <b>0.50</b>            |
| <b>Subscribed and fully paid up capital</b>  |                        |                        |
| 50,000 (Previous Year: 50,000) Equity Shares of Rs. 10 each  | 0.50                   | 0.50                   |
| <b>Total paid up capital</b>   | <b>0.50</b>            | <b>0.50</b>            |
|  | <b>0.50</b>            | <b>0.50</b>            |
| 12 Other Equity  | 31-Mar-19<br>₹millions | 31-Mar-18<br>₹millions |
| Deficit in the Statement of profit and loss  |                        |                        |
| Balance at the beginning of the year   | 15.24                  | 9.26                   |
| Add: Profit (Loss) for the year  | (4.72)                 | 5.98                   |
| Less: Minority's Share of Profit   |                        |                        |
| <b>Balances as at the end of the year (A)</b>  | <b>10.52</b>           | <b>15.24</b>           |
| <b>Other Comprehensive income</b>  |                        |                        |
| <b>Other comprehensive income recognised directly in retained earnings</b>   |                        |                        |
| Deferred Activation Revenue  | 41.33                  |                        |
| Gratuity/Leave Encashment  | -                      | -                      |
| <b>Balances as at the end of the year (B)</b>  | <b>41.33</b>           | <b>-</b>               |
| <b>Balances as at the end of the year (A+B)</b>  | <b>51.85</b>           | <b>15.24</b>           |
| 13 Non-Controlling Interests   | 31-Mar-19              | 31-Mar-18              |
| Minority Interests   | 36.14                  | 17.28                  |
|  | <b>36.14</b>           | <b>17.28</b>           |
| 14 Long-term borrowings  | 31-Mar-19              | 31-Mar-18              |
| <b>(a) Term loans from banks (Secured)</b>   | ₹millions              | ₹millions              |
| Loans and advances from Directors/Related parties- Unsecured   | 8.58                   | 8.58                   |
| Unsecured loan- Siti Networks Ltd.   | -                      | -                      |
|  | <b>8.58</b>            | <b>8.58</b>            |
| 15 Provisions  | 31-Mar-19              | 31-Mar-18              |
| Provision for gratuity   | 3.63                   | 2.69                   |
| Provision for compensated absences   | 1.43                   | 0.88                   |
| Provision for Tax  | 0.24                   | 0.24                   |
| Payable Against Investment   | 0.20                   | 0.20                   |
|  | <b>5.50</b>            | <b>4.01</b>            |
| 16 Deferred tax liability (net)  | 31-Mar-19              | 31-Mar-18              |
| <b>Deferred tax liability</b>  |                        |                        |
| Fixed assets: Impact of difference between tax depreciation and depreciation/<br>amortization charged for the financial reporting      | 3.13                   | 6.08                   |
| Others   | -                      | -                      |
| Gross deferred tax liability   | <b>3.13</b>            | <b>6.08</b>            |
| <b>Deferred tax asset</b>  |                        |                        |
| Impact of expenditure charged to the statement of profit and loss in the<br>current year but allowed for tax purposes on payment basis | 3.96                   | 1.44                   |
| Others   | -                      | -                      |
| Gross deferred tax Assets  | <b>3.96</b>            | <b>1.44</b>            |
| <b>Net deferred tax asset/(Liabilities)</b>  | <b>(0.83)</b>          | <b>4.64</b>            |





**17 Other Non-Current liabilities**  
Deferred Activation Revenue

| 31-Mar-19 | 31-Mar-18    |
|-----------|--------------|
|           | 34.34        |
| -         | <b>34.34</b> |

**18 Trade payables**  
Trade Payables - others  
Trade payables - related parties


| 31-Mar-19     | 31-Mar-18     |
|---------------|---------------|
| 167.13        | 127.34        |
| 443.27        | 375.67        |
| <b>610.40</b> | <b>503.01</b> |

**19 Other Current Liabilities**  
Expenses Payable  
Other Liabilities  
Advances from Non Related Parties  
Advances from Related Parties  
Entertainment Tax Payable  
TDS Payable  
Service Tax Payable  
GST Payable  
Others  
Deferred Activation Revenue  
Income received in advance

| 31-Mar-19     | 31-Mar-18     |
|---------------|---------------|
| 0.19          | 0.13          |
| 56.83         | 56.83         |
| 17.81         | 12.92         |
| 45.49         | 47.09         |
| -             | -             |
| 6.97          | 4.78          |
| -             | 0.01          |
| 0.11          | 13.28         |
| 17.94         | -             |
| -             | 28.28         |
| -             | 2.75          |
| <b>145.34</b> | <b>166.07</b> |

**20 Provisions**  
Liability for expenses  
Provision for gratuity  
Provision for compensated absences  
Provision for Taxation A/c

| 31-Mar-19   | 31-Mar-18   |
|-------------|-------------|
| -           | -           |
| 0.17        | 0.16        |
| 0.12        | 0.07        |
| 4.20        | 4.68        |
| -           | -           |
| <b>4.48</b> | <b>4.91</b> |



**Consolidated Central Bombay Cable Network Limited**

**Summary of significant accounting policies and other explanatory information for the year ended Mar**

|  | <u>31-Mar-19</u> | <u>31-Mar-18</u> |
|--|------------------|------------------|
| <b>21 Revenue from operations</b>                        |                  |                  |
| Sale of services   |                  |                  |
| Subscription income                                      | 375.07           | 246.70           |
| Advertisement income                                     | 70.63            | 54.23            |
| Carriage income  | 75.99            | 63.04            |
| Activation and Set top boxes pairing charges             | -                | 82.80            |
| Other operating revenue                                  |                  |                  |
| Sale of traded goods*                                    | 35.98            | 31.94            |
|  | <u>557.67</u>    | <u>478.71</u>    |
| <b>22 Other income</b>                                   |                  |                  |
| Interest income on                                       |                  |                  |
| Bank deposits  | 3.38             | -                |
| Others   | -                | 0.06             |
| Excess provisions written back                           | 0.10             | 0.56             |
| Other non-operating income                               | 0.05             | 0.45             |
|  | <u>3.53</u>      | <u>1.07</u>      |
| <b>23 Purchases of traded goods</b>                      |                  |                  |
| Set top boxes  | 35.18            | 31.36            |
|  | <u>35.18</u>     | <u>31.36</u>     |
| <b>24 Carriage Sharing, Pay Channel and Related Cost</b> |                  |                  |
| Pay Channel Subscription                                 | 192.74           | 171.23           |
|  | <u>192.74</u>    | <u>171.23</u>    |
| <b>25 Employee benefits expense</b>                      |                  |                  |
| Salaries, allowances and bonus                           | 25.11            | 21.59            |
| Contributions to provident and other funds               | 1.96             | 1.76             |
| Employee benefits expenses                               | 1.61             | 1.15             |
| Bonus  | 1.44             | 1.42             |
| Staff welfare expenses                                   | 0.41             | 0.36             |
|  | <u>30.53</u>     | <u>26.27</u>     |
| <b>26 Finance Cost</b>                                   |                  |                  |
| Interest   | 0.21             | 0.91             |
| Bank charges   | -                | -                |
|  | <u>0.21</u>      | <u>0.91</u>      |
| <b>27 Depreciation and amortisation expenses</b>         |                  |                  |
| Depreciation of tangible assets (Refer note 12)          | 78.63            | 66.16            |
|  | <u>78.63</u>     | <u>66.16</u>     |






**Consolidated Central Bombay Cable Network Limited**

**Summary of significant accounting policies and other explanatory information for the year ended Ma**

| <b>28 Other expenses</b>                    | <b>31-Mar-19</b> | <b>31-Mar-18</b> |
|---|------------------|------------------|
| Rent  | 3.43             | 2.76             |
| Office Expenses                             | 0.53             | 0.49             |
| Rates and taxes                             | 0.03             | 0.99             |
| Communication expenses                      | 0.84             | 0.87             |
| Repairs and maintenance                     |                  |                  |
| - Network                                   | 8.87             | 4.94             |
| - Building                                  | 0.0172           | 0.02             |
| - Others                                    | 0.49             | 0.53             |
| Electricity and water charges               | 4.33             | 3.43             |
| Loss on sale of Assets                      | -                | 3.85             |
| Swachh Bharat Cess                          | -                | 0.43             |
| Legal, professional and consultancy charges | 0.44             | 0.54             |
| Printing and stationery                     | 0.34             | 0.39             |
| R.O.C. Filing fee                           | 0.03             | 0.03             |
| Service charges                             | 0.11             | 0.07             |
| Travelling and conveyance expenses          | 1.42             | 1.48             |
| Auditors' remuneration*                     | 0.13             | 0.11             |
| Commission to payment gateways              | 1.13             | -                |
| Insurance expenses                          | 0.17             | 0.26             |
| Provision for doubtful debts                | 8.88             | -                |
| Penalties                                   | 0.53             | -                |
| Commission charges and incentives           | 15.55            | 12.27            |
| Bad debts                                   | 14.57            | 16.93            |
| Program production expenses                 | 1.63             | 1.59             |
| Other operational cost                      | 165.83           | 72.00            |
| Business and sales promotion                | 0.12             | 0.22             |
| Donation                                    | 0.03             | 0.01             |
| Security Service Charges                    | 0.07             | 0.07             |
| Exchange fluctuation loss (net)             | 2.79             | -                |
| Miscellaneous Expenses                      | 0.09             | 0.34             |
|   | <b>232.40</b>    | <b>124.62</b>    |
| <b>*Auditors' remuneration</b>              |                  |                  |
| as an auditor                               | 0.13             | 0.11             |
| Limited review fees                         |                  | -                |
| for other services (certifications)         |                  | -                |
| for reimbursement of expenses               |                  | -                |
|   | <b>0.13</b>      | <b>0.11</b>      |

| <b>29 Earnings per share</b>             | <b>31-Mar-19</b> | <b>March 31, 2016</b> |
|--|------------------|-----------------------|
| Loss attributable to equity shareholders | (4.72)           | 6.45                  |
| Number of weighted average equity shares |                  |                       |
| Basic                                    | 50,000           | 50,000                |
| Diluted                                  | 50,000           | 50,000                |
| Nominal value of per equity share (₹)    | 10               | 10                    |
| Loss per share after tax (₹)             |                  |                       |
| Basic                                    | (94.40)          | 128.93                |
| Diluted                                  | (94.40)          | 128.93                |



**NOTE -1: SIGNIFICANT ACCOUNTING POLICIES FOR THE YEAR ENDING 31<sup>st</sup> MARCH, 2019**

**1.1 CORPORATE INFORMATION:**

Central Bombay Cable Network Limited (hereinafter referred to as the 'Parent Company') is registered in New Delhi. Master Channel Community Network Private Limited (hereinafter referred to as the 'Subsidiary Company') is registered in Vijayawada. Both the companies together are hereinafter referred to as the 'Group'. The Group is engaged in the business of providing cable TV services to the end consumers.

**1.2 BASIS OF PREPARATION:**

- The financial statements have been prepared in accordance with the Indian Accounting Standards (Ind AS) as prescribed by Ministry of Corporate Affairs pursuant to Section 133 of the Companies Act, 2013 ('Act') read with relevant rules of the Companies (Accounts) Rules, 2014 read with companies (Indian Accounting Standard) Rules, 2015 and the provisions of the Act (to the extent notified).
- All assets and liabilities have been classified as current and non-current as per the Company's normal operating cycle and other criteria set out in the Schedule III of the Act. Based on the nature of business and the time between the acquisition of assets and their realization in cash and cash equivalents, the Company has ascertained its operating cycle as 12 months for the purpose of current and non-current classification of assets and liabilities

**1.3 USE OF ESTIMATES:**

The preparation of the financial statements in conformity with Ind AS requires management to make estimates and assumptions that affect the reported amounts of assets and liabilities and disclosure of contingent liabilities on the date of the financial statements and reported amounts of revenues and expenses for the year. Actual results could differ from these estimates. Estimates and underlying assumptions are reviewed on an ongoing basis. Any revision to accounting estimates is recognized prospectively in the current and future periods.


Borrowing costs directly attributable to acquisition or construction of those fixed assets which necessarily take a substantial period of time to get ready for their intended use are capitalized.

**1.4 RECOGNITION OF REVENUE:**

Revenue is recognised when it is probable that the economic benefits will flow to the Company and it can be reliably measured. Revenue is measured at the fair value of the consideration received/receivable net of rebates and taxes. The Company applies the revenue recognition criteria to each separately identifiable component of the sales transaction. Subscription income is recognised on completion of services and when no significant uncertainty exists regarding the amount of consideration that will be derived.

**1.5 RECOGNITION OF INCOME AND EXPENSE:**

Items of income and expenditure are recognized on accrual basis.



A handwritten signature.

A handwritten signature.

## **1.6 PLANT, PROPERTY AND EQUIPMENT**

Plant, properties and equipments are carried at the cost of acquisition or construction less accumulated depreciation. The cost includes non-refundable taxes, duties, freight and other incidental expenses related to the acquisition and installation of the respective assets.

Depreciation / amortization on plant, properties and equipments is provided at rates computed on the basis of useful life of assets as specified in Schedule II of the Companies Act, 2013 except in case of intangible assets and leasehold improvements on which depreciation is provided at rate as mentioned below which in view of the management represents the useful life of assets. Assets costing less than Rs 5,000 each, are depreciated in full excluding residual value as per Schedule II, in year of purchase.

### **Asset category Rate of depreciation/ amortization**

|                        |   |
|------------------------|---|
| Intangible assets      | Straight Line Method                                  |
| Leasehold improvements | Over the lease term or useful life whichever is lower |

However, during the current year no depreciation has been provided as the Company does not have any tangible assets.

## **1.7 INVESTMENTS:**

Non-current investments are carried at cost less any other-than-temporary diminution in value, determined separately for each individual investment.

Current investments are carried at the lower of cost and fair value. The comparison of cost and fair value is done separately in respect of each category of investment.

## **1.8 INVENTORIES:**

Inventories are valued at the lower of cost and net realizable value. Cost of inventories comprises all cost of purchase, cost of conversion and other costs incurred in bringing the inventories to their present location and condition.

However, the company does not have any inventory during the current year.


## **1.9 POST-EMPLOYMENT, LONG TERM AND SHORT TERM EMPLOYEE BENEFITS**

The company has calculated the benefits provided to employees as per IND AS 19, are as under

### **Defined Benefit Plans**

- a.) Gratuity Plan
- b.) Leave Encashment

In accordance with IND AS 19, the actuarial valuation carried out in respect of the aforesaid Defined benefit plans is based on the following assumption.



A handwritten signature in black ink, consisting of a stylized 'A' followed by a flourish.

| <b>Actuarial Assumption</b>                                   | <b>Leave Encashment</b> | <b>Employee Gratuity Fund</b> |
|---|-------------------------|-------------------------------|
| Discount Rate (Per annum)                                     | 7.75%                   | 7.75%                         |
| Rate of Increase in compensation levels                       | 5.00%                   | 5.00%                         |
| Expected Rate of return on plan assets                        | -                       | -                             |
| Expected Average remaining working lives of employees (years) | 24.50                   | 24.50                         |

**CHANGE IN OBLIGATION DURING THE YEAR ENDED 31ST MARCH, 2019:**

|  |           |           |
|--|-----------|-----------|
| Present Value of obligation as at 1st April, 2018                      | 952,129   | 2,848,925 |
| Acquisition adjustment   | -         | -         |
| Interest cost  | 73,790    | 220,792   |
| Past service cost  | -         | -         |
| Current service cost   | 560,982   | 755,380   |
| Curtailment cost/(Credit)  | -         | -         |
| Settlement cost/(Credit)   | -         | -         |
| Benefits paid  | -         | -         |
| Actuarial (gain)/loss on obligation                                    | -39,091   | -33,414   |
| Present value of obligation as at the end of period (31st March, 2019) | 1,547,810 | 3,791,683 |
| Change in fair value plan Assets                                       | -         | -         |

**MOVEMENT IN THE LIABILITY RECOGNIZED IN THE BALANCE SHEET**

|  |            |            |
|--|------------|------------|
| Opening net liability(01.04.2018)  | -9,52,129  | -2,848,925 |
| Expense as above   | 595,681    | 942,758    |
| Benefits paid  | -          | -          |
| Actual return on plan assets   | -          | -          |
| Acquisition adjustment   | -          | -          |
| Net assets/(Liability) recognised in Balance Sheet as provision (31.03.2019) | -1,547,810 | -3,791,683 |

**EXPENSES RECOGNISED IN PROFIT AND LOSS ACCOUNT**

|   |         |         |
|---|---------|---------|
| Current service cost                                    | 560,982 | 755,380 |
| Past service cost                                       | -       | -       |
| Interest cost   | 73,790  | 220,792 |
| Settlement cost / (credit)                              | -       | -       |
| Expenses recognized in the statement of profit & losses | 634,772 | 976,172 |

**OTHER COMPREHENSIVE (INCOME) / EXPENSES (REMEASUREMENT)**

|                                     |         |         |
|-------------------------------------|---------|---------|
| Actuarial (gain)/loss – obligation  | -39,091 | -33,414 |
| Actuarial (gain)/loss - plan assets | -       | -       |
| Total Actuarial (gain)/loss         | -39,091 | -33,414 |





## **ACTUARIAL ASSUMPTION.**

The discount rate is generally based upon the market yields available on Government Bonds a of inflation, seniority, promotion and other relevant factors on long term basis.

### **1.10 LEASES**

Finance leases

Finance leases, which effectively transfer to the lessee substantially all the risks and benefits incidental to ownership of the leased item, are capitalized at the lower of the fair value and present value of the minimum lease payments at the inception of the lease term and disclosed as leased assets. Lease payments are apportioned between the finance charges and reduction of the lease liability based on the implicit rate of return. Finance charges are charged directly against income. Lease management fees, legal charges and other initial direct costs are capitalized.

Where the Company is a lessee, payments on operating lease agreements are recognised as an expense on a straight-line basis over the lease term unless the payments are structured to increase in line with expected general inflation to compensate for the lessor's expected inflationary cost increases. Associated costs, such as maintenance and insurance, are expensed as incurred.

### **1.11 INCOME TAXES:**

Tax expense comprises of current and deferred tax. Current income tax is measured at the amount expected to be paid to the tax authorities in accordance with the Income Tax Act, 1961 enacted in India.

Deferred income taxes reflect the impact of timing differences between taxable income and accounting income for the year and reversal of timing differences of earlier years.

### **1.12 EVENTS OCCURRING AFTER BALANCE SHEET DATE:**

Events occurring after balance sheet date which affect the financial position to a material extent are taken into cognizance, if any.


### **1.13 PROVISIONS, CONTINGENT ASSETS AND CONTINGENT LIABILITIES:**

Provisions are recognized only when there is a present obligation, as a result of past events, and when a reliable estimate of the amount of obligation can be made at the reporting date. These estimates are reviewed at each reporting date and adjusted to reflect the current best estimates. Provisions are discounted to their present values, where the time value of money is material.

Contingent liability is disclosed for:

- Possible obligations which will be confirmed only by future events not wholly within the control of the Group or
- Present obligations arising from past events where it is not probable that an outflow of resources will be required to settle the obligation or a reliable estimate of the amount of the obligation cannot be made.
- Contingent Liabilities are generally not provided for in the accounts are shown separately under notes to the accounts if any.

Contingent assets are neither recognized nor disclosed. However, when realization of income is virtually certain, related asset is recognized.



**1.14 SENSITIVITY ANALYSIS:**


Significant actuarial assumptions for the determination of the defined benefit obligation are discount rate and expected salary increase rate. Effect of change in mortality rate is negligible. Please note that the sensitivity analysis presented below may not be representative of the actual change in the defined benefit obligation as it is unlikely that the change in assumption would occur in isolation of one another as some of the assumptions may be correlated. The results of sensitivity analysis are given below:

**Sensitivity Analysis for Gratuity:**

| Period   | As on: 3/31/2019   |
|--|--|
| Defined Benefit Obligation (Base)                | 37,91,683 @ Salary Increase Rate : 5%, and discount rate : 7.75% |
| Liability with x% increase in Discount Rate      | 35,26,686; x=1.00% [Change (7)% ]                                |
| Liability with x% decrease in Discount Rate      | 40,92,764; x=1.00% [Change 8% ]                                  |
| Liability with x% increase in Salary Growth Rate | 40,98,042; x=1.00% [Change 8% ]                                  |
| Liability with x% decrease in Salary Growth Rate | 35,17,682; x=1.00% [Change (7)% ]                                |
| Liability with x% increase in Withdrawal Rate    | 38,07,812; x=1.00% [Change 0% ]                                  |
| Liability with x% decrease in Withdrawal Rate    | 37,68,802; x=1.00% [Change (1)% ]                                |

**Sensitivity Analysis for Leave Encashment:**

| Period   | As on: 3/31/2019                  |
|--|-----------------------------------|
| Defined Benefit Obligation (Base)                | 15,47,810                         |
| Liability with x% increase in Discount Rate      | 14,29,259; x=1.00% [Change (8)% ] |
| Liability with x% decrease in Discount Rate      | 16,85,920; x=1.00% [Change 9% ]   |
| Liability with x% increase in Salary Growth Rate | 16,88,386; x=1.00% [Change 9% ]   |
| Liability with x% decrease in Salary Growth Rate | 14,25,280; x=1.00% [Change (8)% ] |
| Liability with x% increase in Withdrawal Rate    | 15,78,434; x=1.00% [Change 2% ]   |
| Liability with x% decrease in Withdrawal Rate    | 15,12,940; x=1.00% [Change (2)% ] |



## 1.15 Fair value measurements

### A. Financial instruments by category

#### NOTES

##### Financial assets

|  |   |        |
|--|---|--------|
| Bank deposits                                  | - | -      |
| Amount recoverable                             | - | -      |
| Interest accrued and not due on fixed deposits | - | -      |
| Security deposits                              | - | 2.04   |
| Unbilled revenues                              | - | 13.46  |
| Trade receivables                              | - | 135.18 |
| Investments (Current, financial assets)        | - | -      |
| Cash and cash equivalents                      | - | 159.18 |

##### Total financial assets

##### Financial liabilities

|  |   |        |
|--|---|--------|
| Borrowings (Non-current, financial liabilities)        | - | 8.58   |
| Borrowings (Current, financial liabilities)            | - | -      |
| Payables for purchase of property, plant and equipment | - | -      |
| Security deposits received from customer               | - | -      |
| Trade payables   | - | 610.40 |
| Other financial liabilities (current)                  | - | -      |

##### Total financial liabilities

Rs. millions

31-Mar-19

FVTPL Amortised cost

|  |   |               |
|--|---|---------------|
|  | - | -             |
|  | - | -             |
|  | - | -             |
|  | - | 2.04          |
|  | - | 13.46         |
|  | - | 135.18        |
|  | - | -             |
|  | - | 159.18        |
|  | - | <b>309.86</b> |
|  | - | -             |
|  | - | 8.58          |
|  | - | -             |
|  | - | -             |
|  | - | -             |
|  | - | 610.40        |
|  | - | -             |
|  | - | <b>618.98</b> |

Rs. millions

31-Mar-18

FVTPL Amortised cost

##### Financial assets

|  |   |       |
|--|---|-------|
| Bank deposits                                  | - | -     |
| Amount recoverable                             | - | -     |
| Interest accrued and not due on fixed deposits | - | -     |
| Security deposits                              | - | 2.20  |
| Unbilled revenues                              | - | 7.17  |
| Trade receivables                              | - | 91.97 |
| Investment (Current, financial assets)         | - | -     |
| Cash and cash equivalents                      | - | 58.87 |

##### Other bank balances


##### Total financial assets

##### Financial liabilities

|  |   |        |
|--|---|--------|
| Borrowings (non-current, financial liabilities)        | - | 8.58   |
| Borrowings (Current, financial liabilities)            | - | -      |
| Payables for purchase of property, plant and equipment | - | -      |
| Security deposits                                      | - | -      |
| Trade payables   | - | 503.01 |
| Other financial liabilities (current)                  | - | -      |

##### Total financial liabilities


|  |   |               |
|--|---|---------------|
|  | - | -             |
|  | - | -             |
|  | - | -             |
|  | - | 2.20          |
|  | - | 7.17          |
|  | - | 91.97         |
|  | - | -             |
|  | - | 58.87         |
|  | - | -             |
|  | - | <b>160.22</b> |
|  | - | -             |
|  | - | 8.58          |
|  | - | -             |
|  | - | -             |
|  | - | -             |
|  | - | 503.01        |
|  | - | -             |
|  | - | <b>511.59</b> |



**B. Fair value of financial assets and liabilities measured at amortised cost**

|  | March 31, 2019  |               |
|--|-----------------|---------------|
|  | Carrying amount | Fair value    |
| <b>Financial assets</b>                                |                 |               |
| Bank deposits  | -               | -             |
| Amount recoverable                                     | -               | -             |
| Interest accrued and not due on fixed deposits         | -               | -             |
| Security deposits                                      | 2.04            | 2.04          |
| Unbilled revenue                                       | 13.46           | 13.46         |
| Trade receivables                                      | 144.06          | 135.18        |
| Cash and cash equivalents                              | 159.18          | 159.18        |
| Other bank balances                                    | -               | -             |
| <b>Total financial assets</b>                          | <b>318.74</b>   | <b>309.86</b> |
| <b>Financial liabilities</b>                           |                 |               |
| Borrowings (non-current, financial liabilities)        | 8.58            | 8.58          |
| Borrowings (current, financial liabilities)            | -               | -             |
| Payables for purchase of property, plant and equipment | -               | -             |
| Security deposits                                      | -               | -             |
| Trade payables   | 610.40          | 610.40        |
| Other financial liabilities (current)                  | -               | -             |
| <b>Total financial liabilities</b>                     | <b>618.98</b>   | <b>618.98</b> |

|  | March 31, 2018  |               |
|--|-----------------|---------------|
|  | Carrying amount | Fair value    |
| <b>Financial assets</b>                                |                 |               |
| Bank deposits  | -               | -             |
| Amount recoverable                                     | -               | -             |
| Interest accrued and not due on fixed deposits         | -               | -             |
| Security deposits                                      | 2.20            | 2.20          |
| Unbilled revenue                                       | 7.17            | 7.17          |
| Trade receivables                                      | 91.97           | 91.97         |
| Cash and cash equivalents                              | 58.83           | 58.83         |
| Other bank balances                                    | -               | -             |
| <b>Total financial assets</b>                          | <b>160.18</b>   | <b>160.18</b> |
| <b>Financial liabilities</b>                           |                 |               |
| Borrowings (non-current, financial liabilities)        | 8.58            | 8.58          |
| Borrowings (current, financial liabilities)            | -               | -             |
| Payables for purchase of property, plant and equipment | -               | -             |
| Security deposits                                      | -               | -             |
| Trade payables   | 500.19          | 500.19        |
| Other financial liabilities (current)                  | -               | -             |
| <b>Total financial liabilities</b>                     | <b>508.77</b>   | <b>508.77</b> |



Handwritten signature and initials, including a large stylized mark resembling a '3' or 'S' and another smaller mark below it.



**NOTE – 2: EXPLANATORY/ CLARIFICATORY NOTES:**

- 2.1 No dividend has been proposed by the Directors of the Company due to the loss of the company.
- 2.2 Balances of sundry creditors and debtors are subject to confirmation from the respective parties.
- 2.3 In the opinion of the Board, current assets, loans & advances have a value in the ordinary course of business at least equal to that stated in Balance Sheet.

2.4 **Auditors Remuneration: 2018-19**

| <b><u>SL. NO.</u></b> | <b><u>PARTICULARS</u></b> | <b><u>F/Y 2018-19</u></b> | <b><u>F/Y 2017-18</u></b> |
|-----------------------|---------------------------|---------------------------|---------------------------|
| 1.                    | AUDIT FEES*               | Rs. 125,000/-             | 105,000/-                 |

\*Including audit fees of subsidiary company

2.5


**Contingent Liabilities of not provided for an amount of:**

|                                 | <b>Amount (in Rs.)</b> |            |
|---------------------------------|------------------------|------------|
| VAT department                  | 20,026,708             | 20,026,708 |
| Director Remuneration           | -                      | -          |
| Earning in Foreign Currency     | -                      | -          |
| Remittances in Foreign Currency | -                      | -          |
| Expenditure in Foreign Currency | 68,764,370             | 99,931,662 |
| CIF Value of Import             | -                      | -          |


2.6 **RELATED PARTY DISCLOSURES:-**

**Names of related parties:**

|   |                   |
|---|-------------------|
| Siti Networks Limited                     | Holding Company   |
| Indian Cable Net Company Limited          | Fellow Subsidiary |
| Siti Maurya Cable Net Private Limited     | Fellow Subsidiary |
| Indinet Service Private Limited           | Fellow Subsidiary |
| Siti Vision Digital Media Private Limited | Fellow Subsidiary |



|   |  |
|---|--|
| Siti Guntur Digital Network Private Limited               | Fellow<br>Subsidiary                           |
| Siti Siri Digital Network Private Limited                 | Fellow<br>Subsidiary                           |
| Siti Godari Digital Communication Network Private Limited | Fellow<br>Subsidiary                           |
| Siti Godaari Digital Services Private Limited             | Fellow<br>Subsidiary                           |
| Siti Sagar Digital Cable Network Private Limited          | Fellow<br>Subsidiary                           |
| Siti Global Private Limited                               | Fellow<br>Subsidiary                           |
| Siti Broadband Services Private Limited                   | Fellow<br>Subsidiary                           |
| Siti Prime Uttaranchal Communication Private Limited      | Fellow<br>Subsidiary                           |
| Siti Saistar Digital Media Private Limited                | Fellow<br>Subsidiary                           |
| Variety Entertainment Private Limited                     | Fellow<br>Subsidiary                           |
| Siti Cable Broadband South Limited                        | Fellow<br>Subsidiary                           |
| Wire and Wireless Tisai Satellite Limited                 | Joint Venture                                  |
| Siti Jind Digital Media Communications Private Limited    | Fellow<br>Subsidiary                           |
| Siti Jai Maa Durge Communications Private Limited         | Fellow<br>Subsidiary                           |
| Siti Karnal Digital Media Network Private Limited         | Fellow<br>Subsidiary                           |
| Siti Krishna Digital Media Private Limited                | Fellow<br>Subsidiary                           |
| Siti Jony Digital Cable Network Private Limited           | Fellow<br>Subsidiary                           |
| Siti Faction Digital Private Limited                      | Fellow<br>Subsidiary                           |
| Voice Snap Services Private Limited                       | Associate<br>Company<br>(w.e.f.<br>19.09.2016) |
| C&S Medianet Private Limited                              | Associate<br>Company<br>(w.e.f.<br>12.05.2016) |




**Other Related Parties:**

Mega Satellite Services Private Limited  
 Lotus Broadband Private Limited  
 Divya Cable Network  
 P. Bharti  
 D Krishan Mohan  
 S. Guduru  
 P. Meghna  
 P. Jayant  
 Mr. Dheeraj Gupta  
 Mr. Dinesh Kumar Garg  
 Mr. Pushpinder Singh Chahal


2.7 Transactions with related parties of the Company during the relevant Financial Year are as under:

**- Balances of related parties**

| <b>Holding Company- Siti Network Ltd.</b>  | <b><u>2018-19</u></b> | <b><u>2017-18</u></b> |
|--|-----------------------|-----------------------|
| Operational Expenses Paid                  | 3,596,865             | 4,630,363             |
| Management Charges                         | 153,500,000           | 65,000,000            |
| Purchase of STB                            | 18,623,800            | 48,520,468            |
| Reimbursement of expenses                  | 22,400                | 24,080                |
| <b>Subsidiary Companies</b>                |                       |                       |
| <b>Siti Guntur Digital Network Pvt Ltd</b> |                       |                       |
| Commission Paid                            | 250,000               | 266,517               |
| Advance received                           | -                     | 3,000,000             |
| <b>Siti Siri Digital Network Pvt Ltd</b>   |                       |                       |
| Purchase of STB                            | 5,793,600             | 3,923,284             |
| Sale of STB                                | 34,947,286            | 31,944,924            |
| Feed Charges Paid                          | 3,662,761             | 1,732,500             |
| <b>Siti Vision Digital Media Pvt Ltd</b>   |                       |                       |
| Sale of STB                                | 1,032,000             | -                     |
| <b>Variety Entertainment Pvt Ltd</b>       |                       |                       |
| Advance                                    | 6,500,000             | 6,500,000             |
| <b>With Key Managerial Personnel</b>       | <b><u>2018-19</u></b> | <b><u>2017-18</u></b> |
| Salary                                     | 660,000               | 660,000               |
| Incentive on collection                    | 2,537,173             | 1,630,270             |
| Others                                     | -                     | -                     |



|                                       |             |             |
|---------------------------------------|-------------|-------------|
| <b>With other related parties</b>     |             |             |
| Salary and Incentives                 | 6,193,641   | 4,170,264   |
| Rent                                  | 840,000     | 770,000     |
| Incentive on collection               | 5,074,344   | 3,260,535   |
| Internet Charges                      | -           | 225,000     |
| Management Charges                    | 4,237,288   | 1,732,500   |
| Commission                            | 9,437,977   | 3,770,300   |
| <b>Outstanding as on 31.3.2019</b>    |             |             |
| <b>Unsecured Loan</b>                 |             |             |
| Siti Cable Network Limited            | 8,576,557   | 8,576,557   |
| <b>Sundry Creditors</b>               |             |             |
| Siti Guntur Digital Network Pvt. Ltd. | 46,695,446  | 46,412,946  |
| Siti Network Limited                  | 431,067,832 | 372,851,793 |
| M/s Mega Setelite Services            | 617,845     | 455,554     |
| Lotus Broadband Private Limited       | -           | -           |
| Siti Siri Digital Networks Pvt. Ltd.  | -           | 18,776,139  |
| M/s Divya Digital Network             | 3,600,000   | 3,600,000   |
| <b>Amount Recoverable</b>             |             |             |
| Siti Siri Digital Networks Pvt. Ltd.  | 1,328,686   | -           |
| <b>Incentive/Other Payable:</b>       |             |             |
| Mr. Jayant P.                         | 440,932     | 143,634     |
| Mrs. P. Meghna                        | 63,000      | 161,633     |
| Mrs. Bharti P.                        | 440,932     | 143,633     |
| Siti Network Limited                  | -           | 2,732,874   |
| D. K. Mohan                           | 1,365,412   | 818,565     |
| S. Guduru                             | -           | -           |
| <b>Amount Payable to</b>              |             |             |
| Mr. P. Sai Babu                       | 370,908     | 187,962     |
| P. Kiranmayee                         | 15,000      | 15,000      |





## 2.8 Standards issued but not yet effective:

In March 2019, the Ministry of Corporate Affairs (MCA) issued the Companies (Indian Accounting Standards) Amendment Rules, 2019 and the Companies (Indian Accounting Standards) Second Amendment Rules, 2019, notifying new standards and amendments to certain issued standards. These amendments are applicable to the Company from April 01, 2019. The Company will be adopting the below stated new standards and applicable amendments from their respective effective date.

### Appendix C, Uncertainty over Income Tax Treatment to Ind AS 12, Income Taxes:

The Appendix clarifies how to apply the recognition and measurement principles while recognizing current tax, deferred tax, taxable profits (losses), tax bases, unused tax losses, unused tax credits and tax rates when there is uncertainty over tax treatments under Ind AS 12. As per the Appendix, the Company

needs to assess whether it is probable that a tax authority will accept an uncertain tax treatment used or a treatment which is being proposed to be used in its income tax filings.

In view of the management, the impact of the Appendix on the Financial Statements, as assessed by the Company, is expected to be not material.

### Amendment to Ind AS 12, Income Taxes:

The amendment clarifies that an entity shall recognize income tax consequences of dividends in profit or loss, other comprehensive income or equity according to where the entity originally recognised those past transactions or events. The Company will apply these amendments for annual reporting periods beginning on or after April 01, 2019. In view of the management, the impact on the Financial Statements, as assessed by the Company, is expected to be not material.

### Ind AS 115:

The Company has adopted Ind As 115 with effect from 01 April 2018 and accordingly these financial results are prepared in accordance with recognition and measurement principals laid down in Ind AS 115 "Revenue from Contracts with Customers". The Impact of the recognition of activation revenue over the initial contract period under Ind AS 115 in standalone financial result has led to the following impact:

| Particulars  | Year ended 31.03.2019    |                         | Qtr ended 31.03.2019     |                         |
|--|--------------------------|-------------------------|--------------------------|-------------------------|
|  | Amount as per Ind AS 115 | Amount as per Ind AS 18 | Amount as per Ind AS 115 | Amount as per Ind AS 18 |
| Revenue from operations (including activation, subscription, advertisement and other revenue from operation) | 557,669,659              | 569,099,486             | 121,906,089              | 127,742,023             |



Further under the modified retrospective approach, the following adjustments are made to the retained earnings as at April 01, 2018 pursuant to adoption of INDAS 115.

| Particulars                                   |            |
|---|------------|
| Statement of Assets and Liabilities Line Item | Amount     |
| Other Equity                                  | 62,619,544 |

2.9 The basic earnings per share ("EPS") is computed by dividing the net profit after tax for the year by the weighted average number of equity shares outstanding during the year.

| Particulars                      | 31-March-2019  | 31-March-2018 |
|----------------------------------|----------------|---------------|
| Profit/(Loss) after Tax          | (4,719,868)    | 6,446,352     |
| Number of Equity Shares          | 50,000         | 50,000        |
| Nominal Value of Equity Shares   | 10             | 10            |
| <b>Basics Earnings per Share</b> | <b>(94.40)</b> | <b>128.93</b> |

Other disclosures are made as under :

|  |   |     |
|--|---|-----|
| i. Value of Import on CIF Basis          | - | NIL |
| ii. Expenses in Foreign Currency         | - | NIL |
| iii. Amount remitted in Foreign Currency | - | NIL |
| iv. Earnings in Foreign Currency         | - | NIL |

For AAA M & CO.,  
CHARTERED ACCOUNTANTS  
FRN: 08113C

  
(CA RAHUL GUPTA, FCA)  
PARTNER  
M.No.419625

For & on Behalf of the Board of Directors  
CENTRAL BOMBAY CABLE NETWORK LIMITED

  
PUSHPINDER SINGH CHAHAL  
DIRECTOR  
DIN No. 02048097

  
DINESH KUMAR GARG  
DIRECTOR  
DIN No. 02048097

DATE: 08.05.19  
PLACE: NOIDA



**Independent Auditor's Report**

**To the Members of M/s Central Bombay Cable Network Limited**

**Report on the Audit of the Standalone Financial Statements**

**Opinion**

1. We have audited the accompanying standalone financial statements of **M/s Central Bombay Cable Network Limited** ('the Company'), which comprise the Balance Sheet as at 31 March 2019, the Statement of Profit and Loss (including Other Comprehensive Income), the Cash Flow Statement and the Statement of Changes in Equity for the year then ended, and a summary of the significant accounting policies and other explanatory information.
2. In our opinion and to the best of our information and according to the explanations given to us, the aforesaid standalone financial statements give the information required by the Companies Act, 2013 ('Act') in the manner so required and give a true and fair view in conformity with the accounting principles generally accepted in India including Indian Accounting Standards ('Ind AS') specified under section 133 of the Act, of the state of affairs (financial position) of the Company as at 31 March 2019, and its profit/loss (financial performance including other comprehensive income), its cash flows and the changes in equity for the year ended on that date.

**Basis for Opinion**

3. We conducted our audit in accordance with the Standards on Auditing specified under section 143(10) of the Act. Our responsibilities under those standards are further described in the Auditor's Responsibilities for the Audit of the Financial Statements section of our report. We are independent of the Company in accordance with the Code of Ethics issued by the Institute of Chartered Accountants of India ('ICAI') together with the ethical requirements that are relevant to our audit of the financial statements under the provisions of the Act and the rules thereunder, and we have fulfilled our other ethical responsibilities in accordance with these requirements and the Code of Ethics. We believe that the audit evidence we have obtained is sufficient and appropriate to provide a basis for our opinion.

**Key Audit Matter**


4. Key audit matters are those matters that, in our professional judgment, were of most significance in our audit of the standalone financial statements of the current period. These matters were addressed in the context of our audit of the financial statements as a whole, and in forming our opinion thereon, and we do not provide a separate opinion on these matters.


**We have determined that there are no key audit matters to communicate in our report.**

**Information other than the Financial Statements and Auditor's Report thereon**

5. The Company's Board of Directors is responsible for the other information. The other information comprises the information included in the Annual Report, but does not include the financial statements and our auditor's report thereon.

Our opinion on the financial statements does not cover the other information and we do not express any form of assurance conclusion thereon.





# AAAM & CO

CHARTERED ACCOUNTANTS  
An ISO 9001: 2015 Certified Co.

In connection with our audit of the financial statements, our responsibility is to read the other information and, in doing so, consider whether the other information is materially inconsistent with the


financial statements or our knowledge obtained in the audit or otherwise appears to be materially misstated. If, based on the work we have performed, we conclude that there is a material misstatement of this other information, we are required to report that fact. We have nothing to report in this regard.

## Responsibilities of Management for the Standalone Financial Statements

6. The Company's Board of Directors is responsible for the matters stated in section 134(5) of the Act with respect to the preparation of these standalone financial statements that give a true and fair view of the state of affairs (financial position), profit or loss (financial performance including other comprehensive income), changes in equity and cash flows of the Company in accordance with the accounting principles generally accepted in India, including the Ind AS specified under section 133 of the Act. This responsibility also includes maintenance of adequate accounting records in accordance with the provisions of the Act for safeguarding of the assets of the Company and for preventing and detecting frauds and other irregularities; selection and application of appropriate accounting policies; making judgments and estimates that are reasonable and prudent; and design, implementation and maintenance of adequate internal financial controls, that were operating effectively for ensuring the accuracy and completeness of the accounting records, relevant to the preparation and presentation of the financial statements that give a true and fair view and are free from material misstatement, whether due to fraud or error.
7. In preparing the financial statements, management is responsible for assessing the Company's ability to continue as a going concern, disclosing, as applicable, matters related to going concern and using the going concern basis of accounting unless management either intends to liquidate the Company or to cease operations, or has no realistic alternative but to do so.
8. Those Board of Directors are also responsible for overseeing the Company's financial reporting process.

## Auditor's Responsibilities for the Audit of the Financial Statements

9. Our objectives are to obtain reasonable assurance about whether the financial statements as a whole are free from material misstatement, whether due to fraud or error, and to issue an auditor's report that includes our opinion. Reasonable assurance is a high level of assurance, but is not a guarantee that an audit conducted in accordance with Standards on Auditing will always detect a material misstatement when it exists. Misstatements can arise from fraud or error and are considered material if, individually or in the aggregate, they could reasonably be expected to influence the economic decisions of users taken on the basis of these financial statements.
10. As part of an audit in accordance with Standards on Auditing, we exercise professional judgment and maintain professional skepticism throughout the audit. We also:
  - Identify and assess the risks of material misstatement of the financial statements, whether due to fraud or error, design and perform audit procedures responsive to those risks, and obtain audit evidence that is sufficient and appropriate to provide a basis for our opinion. The risk of not detecting a material misstatement resulting from fraud is higher than for one resulting from error, as fraud may involve collusion, forgery, intentional omissions, misrepresentations, or the override of internal control.







# AAAM & CO

CHARTERED ACCOUNTANTS  
An ISO 9001: 2015 Certified Co.

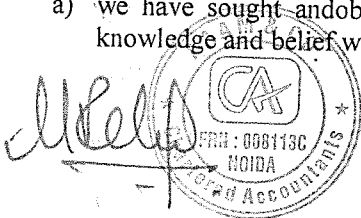
- Obtain an understanding of internal control relevant to the audit in order to design audit procedures that are appropriate in the circumstances. Under section 143(3)(i) of the Act, we are also

responsible for explaining our opinion on whether the company has adequate internal financial controls system in place and the operating effectiveness of such controls.

- Evaluate the appropriateness of accounting policies used and the reasonableness of accounting estimates and related disclosures made by management.
  - Conclude on the appropriateness of management's use of the going concern basis of accounting and, based on the audit evidence obtained, whether a material uncertainty exists related to events or conditions that may cast significant doubt on the Company's ability to continue as a going concern. If we conclude that a material uncertainty exists, we are required to draw attention in our auditor's report to the related disclosures in the financial statements or, if such disclosures are inadequate, to modify our opinion. Our conclusions are based on the audit evidence obtained up to the date of our auditor's report. However, future events or conditions may cause the Company to cease to continue as a going concern.
  - Evaluate the overall presentation, structure and content of the financial statements, including the disclosures, and whether the financial statements represent the underlying transactions and events in a manner that achieves fair presentation.
11. We communicate with those charged with governance regarding, among other matters, the planned scope and timing of the audit and significant audit findings, including any significant deficiencies in internal control that we identify during our audit.
12. We also provide those charged with governance with a statement that we have complied with relevant ethical requirements regarding independence, and to communicate with them all relationships and other matters that may reasonably be thought to bear on our independence, and where applicable, related safeguards.
13. From the matters communicated with those charged with governance, we determine those matters that were of most significance in the audit of the financial statements of the current period and are therefore the key audit matters. We describe these matters in our auditor's report unless law or regulation precludes public disclosure about the matter or when, in extremely rare circumstances, we determine that a matter should not be communicated in our report because the adverse consequences of doing so would reasonably be expected to outweigh the public interest benefits of such communication.

### Report on Other Legal and Regulatory Requirements

14. As required by section 197(16) of the Act, we report that the Company has paid remuneration to its directors during the year in accordance with the provisions of and limits laid down under section 197 read with Schedule V to the Act.
15. As required by the Companies (Auditor's Report) Order, 2016 ('the Order') issued by the Central Government of India in terms of section 143(11) of the Act, we give in the Annexure I a statement on the matters specified in paragraphs 3 and 4 of the Order.
16. Further to our comments in Annexure I, as required by section 143(3) of the Act, we report that:
- a) we have sought and obtained all the information and explanations which to the best of our knowledge and belief were necessary for the purpose of our audit;





# AAAM & CO

CHARTERED ACCOUNTANTS  
An ISO 9001: 2015 Certified Co.

- b) in our opinion, proper books of account as required by law have been kept by the Company so far as it appears from our examination of those books and proper returns adequate for the purposes of our audit have been received from the branches not visited by us;
- c) the standalone financial statements dealt with by this report are in agreement with the books of account;
- d) in our opinion, the aforesaid standalone financial statements comply with Ind AS specified under section 133 of the Act;
- e) on the basis of the written representations received from the directors and taken on record by the Board of Directors, none of the directors is disqualified as on 31 March 2019 from being appointed as a director in terms of section 164(2) of the Act;
- f) we have also audited the internal financial controls over financial reporting (IFCoFR) of the Company as on 31 March 2019 in conjunction with our audit of the standalone financial statements of the Company for the year ended on that date and our report dated 08th May, 2019 as per Annexure I expressed unmodified.
- g) with respect to the other matters to be included in the Auditor's Report in accordance with rule 11 of the Companies (Audit and Auditors) Rules, 2014 (as amended), in our opinion and to the best of our information and according to the explanations given to us:
  - i. the Company, as detailed to the standalone financial statements, has disclosed the impact of pending litigation on its financial position as at 31 March 2019;
  - ii. the Company did not have any long-term contracts including derivative contracts for which there were any material foreseeable losses as at 31 March 2019;
  - iii. there were no amounts which were required to be transferred to the Investor Education and Protection Fund by the Company during the year ended 31 March 2019;
  - iv. the disclosure requirements relating to holdings as well as dealings in specified bank notes were applicable for the period from 8 November 2016 to 30 December 2016, which are not relevant to these standalone financial statements. Hence, reporting under this clause is not applicable.

For AAAM & CO.

CHARTERED ACCOUNTANTS

FRN NO. 08113C


(CA RAHUL GUPTA, FCA)

PARTNER

M. No. 419625

DATE: 08.05.2019

PLACE: NOIDA





**“Annexure 1” to the Independent Auditor’s Report of even date to the members of CENTRAL BOMBAY CABLE NETWORK LIMITED, on the standalone financial statements for the year ended 31 March 2019**

**Independent Auditor’s report on the Internal Financial Controls under Clause (i) of Sub-section 3 of Section 143 of the Companies Act, 2013 (“the Act”)**

1. In conjunction with our audit of the standalone financial statements of Central Bombay Cable Network Limited (“the Company”) as of and for the year ended 31<sup>st</sup> March 2019, we have audited the internal financial controls over financial reporting (IFCoFR) of the company of as of that date.

#### **Management’s Responsibility for Internal Financial Controls**

2. The Company’s Board of Directors is responsible for establishing and maintaining internal financial controls based on “the Internal Control over financial reporting criteria established by the Company considering the essential components of internal control stated in the Guidance Note on Audit of Internal Financial Controls over Financial Reporting issued by the Institute of Chartered Accountants of India”. These responsibilities include the design, implementation and maintenance of adequate internal financial controls that were operating effectively for ensuring the orderly and efficient conduct of the company’s business, including adherence to company’s policies, the safeguarding of its assets, the prevention and detection of frauds and errors, the accuracy and completeness of the accounting records, and the timely preparation of reliable financial information, as required under the Act.

#### **Auditors’ Responsibility**

3. Our responsibility is to express an opinion on the Company's IFCoFR based on our audit. We conducted our audit in accordance with the Standards on Auditing, issued by the Institute of Chartered Accountants of India (ICAI) and deemed to be prescribed under section 143(10) of the Act, to the extent applicable to an audit of IFCoFR, and the Guidance Note on Audit of Internal Financial Controls Over Financial Reporting (the “Guidance Note”) issued by the ICAI. Those Standards and the Guidance Note require that we comply with ethical requirements and plan and perform the audit to obtain reasonable assurance about whether adequate IFCoFR were established and maintained and if such controls operated effectively in all material respects.
4. Our audit involves performing procedures to obtain audit evidence about the adequacy of the IFCoFR and their operating effectiveness. Our audit of IFCoFR included obtaining an understanding of IFCoFR, assessing the risk that a material weakness exists, and testing and evaluating the design and operating effectiveness of internal control based on the assessed risk. The procedures selected depend on the auditor’s judgement, including the assessment of the risks of material misstatement of the financial statements, whether due to fraud or error.
5. We believe that the audit evidence we have obtained is sufficient and appropriate to provide a basis for our audit opinion on the Company’s IFCoFR.





### Meaning of Internal Financial Controls over Financial Reporting

6. A company's IFCoFR is a process designed to provide reasonable assurance regarding the reliability of financial reporting and the preparation of financial statements for external purposes in accordance with generally accepted accounting principles.

A company's IFCoFR includes those policies and procedures that

- (1) pertain to the maintenance of records that, in reasonable detail, accurately and fairly reflect the transactions and dispositions of the assets of the company;
- (2) provide reasonable assurance that transactions are recorded as necessary to permit preparation of financial statements in accordance with generally accepted accounting principles, and that receipts and expenditures of the company are being made only in accordance with authorisations of management and directors of the company; and
- (3) provide reasonable assurance regarding prevention or timely detection of unauthorised acquisition, use, or disposition of the company's assets that could have a material effect on the financial statements.



### Inherent Limitations of Internal Financial Controls over Financial Reporting

7. Because of the inherent limitations of IFCoFR, including the possibility of collusion or improper management override of controls, material misstatements due to error or fraud may occur and not be detected. Also, projections of any evaluation of the IFCoFR to future periods are subject to the risk that IFCoFR may become inadequate because of changes in conditions, or that the degree of compliance with the policies or procedures may deteriorate.

### Opinion

8. In our opinion, the Company has, in all material respects, adequate internal financial controls over financial reporting and such internal financial controls over financial reporting were operating effectively as at 31<sup>st</sup> March 2019, based on "the internal control over financial reporting criteria established by the Company considering the essential components of internal control stated in the Guidance Note on Audit of Internal Financial Controls Over Financial Reporting issued by the Institute of Chartered Accountants of India".

For AAAM & CO.  
CHARTERED ACCOUNTANTS  
FRN NO: 08113C

  
  
(CA RAHUL GUPTA, FCA)  
PARTNER


M. No. 419625

DATE: 08.05.2019  
PLACE: NOIDA

**M/S Central Bombay Cable Network Limited**  
Annexure "1a" to the Auditors Report

The Annexure referred to in our report to the members of the Company for the year ended on 31st March, 2019, we report that:

|     |   |    |
|-----|---|----|
| I   | Whether the Company is maintaining proper records showing full particulars, including quantitative details and situation of fixed assets;   | NA |
|     | Whether these fixed assets have been physically verified by the management at reasonable intervals; whether any material discrepancies were noticed on such verification and if so, whether the same have been properly dealt with in the books of account; | NA |
|     | Whether the title deeds of immovable properties are held in the name of the company. If not, provide the details thereof;   | NA |
| II  | Whether physical verification of inventory has been conducted at reasonable intervals by the management and whether any material discrepancies were noticed and if so, whether they have been properly dealt with in the books of account;                  | NA |
| III | Whether the Company has granted any loans, secured or unsecured to companies, firms, Limited Liability Partnerships or other parties covered in the register maintained under section 189 of the Companies Act, 2013. If so:                                | NO |
|     | Whether the terms and conditions of the grant of such loans are not prejudicial to the company's interest;  | NA |
|     | Whether the schedule of repayment of principal and payment of interest has been stipulated and whether the repayments or receipts are regular;  | NA |
|     | If the amount is overdue, state the total amount overdue for more than ninety days, and whether reasonable steps have been taken by the company for recovery of the principal and interest;   | NA |
| IV  | In respect of loans, investments, guarantees, and security whether provisions of section 185 and 186 of the Companies Act, 2013 have been complied with. If not, provide the details thereof.   | NA |



|      |  |     |
|------|--|-----|
| V    | In case, the Company has accepted deposits, whether the directives issued by the Reserve Bank of India and the provisions of sections 73 to 76 or any other relevant provisions of the Companies Act, 2013 and the rules framed thereunder, where applicable, have been complied with? If not, the nature of such contraventions be stated; If an order has been passed by Company Law Board or National Company Law Tribunal or Reserve Bank of India or any court or any other tribunal, whether the same has been complied with or not? | NA  |
| VI   | Whether maintenance of cost records has been specified by the Central Government under sub-section (1) of section 148 of the Companies Act, 2013 and whether such accounts and records have been so made and maintained.   | NA  |
| VII  | (a) Whether the Company is regular in depositing undisputed statutory dues including Provident Fund, Employees' State Insurance, Income-Tax, Sales-Tax, Service Tax, Duty of Customs, Duty of Excise, Value Added Tax, Cess and any other statutory dues to the appropriate authorities and if not, the extent of the arrears of outstanding statutory dues as on the last day of the financial year concerned for a period of more than six months from the date they became payable, shall be indicated;                                 | Yes |
|      | (b) Where dues of Income Tax or Sales Tax or Service Tax or duty of Customs or duty of Excise or Value Added Tax has not been deposited on account of any dispute, then the amounts involved and the forum where dispute is pending shall be mentioned. (A mere representation to the concerned Department shall not be treated as a dispute).   | NA  |
| VIII | Whether the Company has defaulted in repayment of loans or borrowing to a Financial Institution, Bank, Government or dues to debenture holders? If yes, the period and the amount of default to be reported (in case of defaults to Banks, Financial Institutions, and Government, Lender wise details to be provided).  | NO  |
| IX   | Whether money is raised by way of initial public offer or further public offer (including debt instruments) and Term Loans were applied for the purposes for which those are raised. If not, the details together with delays or default and subsequent rectification, if any, as may be applicable, be reported;  | NA  |
| X    | Whether any fraud by the Company or any fraud on the Company by its officers or employees has been noticed or reported during the year; If yes, the nature and the amount involved is to be indicated;   | NO  |
| XI   | Whether managerial remuneration has been paid or provided in accordance with the requisite approvals mandated by the provisions of section 197 read with Schedule V to the Companies Act, 2013? If not, state the amount involved and steps taken by the company for securing refund of the same;  | NA  |






|      |  |     |
|------|--|-----|
| XII  | Whether the Nidhi Company has complied with the Net Owned Funds to Deposits in the ratio of 1: 20 to meet out the liability and whether the Nidhi Company is maintaining ten per cent unencumbered term deposits as specified in the Nidhi Rules, 2014 to meet out the liability;  | NA  |
| XIII | Whether all transactions with the related parties are in compliance with sections 177 and 188 of Companies Act, 2013 where applicable and the details have been disclosed in the Financial Statements etc., as required by the applicable accounting standards;  | YES |
| XIV  | Whether the Company has made any preferential allotment or private placement of shares or fully or partly convertible debentures during the year under review and if so, as to whether the requirement of section 42 of the Companies Act, 2013 have been complied with and the amount raised have been used for the purposes for which the funds were raised. If not, provide the details in respect of the amount involved and nature of non-compliance; | NA  |
| XV   | Whether the Company has entered into any non-cash transactions with directors or persons connected with him and if so, whether the provisions of section 192 of Companies Act, 2013 have been complied with;   | NA  |
| XVI  | Whether the Company is required to be registered under section 45-IA of the Reserve Bank of India Act, 1934 and if so, whether the registration has been obtained.   | NA  |

As per our report of even date

For A A A M & CO.

CHARTERED ACCOUNTANTS

FRN : 08113C




(CA RAHUL GUPTA, FCA)

PARTNER

M.NO. -419625

DATE: 08.05.2019

PLACE: NOIDA



Central Bombay Cable Network Limited  
Balance Sheet as at March 31, 2019


|  | Notes | March 31, 2019<br>₹ millions | March 31, 2018<br>₹ millions |
|--|-------|------------------------------|------------------------------|
| <b>A. Assets</b>   |       |                              |                              |
| <b>1. Non-current assets</b>   |       |                              |                              |
| (a) Financial assets   |       |                              |                              |
| (i) Investments  | 3     | 0.39                         | 0.39                         |
| (b) Other non-current assets   | 4     | 39.54                        | 39.54                        |
| <b>Sub-total of Non-current assets</b>   |       | <b>39.93</b>                 | <b>39.93</b>                 |
| <b>2. Current assets</b>   |       |                              |                              |
| (a) Financial assets   |       |                              |                              |
| (i) Cash and bank balances   | 5     | 0.04                         | 0.04                         |
| (ii) Loans   | 6     | -                            | -                            |
| (b) Other current assets   | 7     | 2.47                         | 2.47                         |
| <b>Sub-total of Current assets</b>   |       | <b>2.51</b>                  | <b>2.51</b>                  |
| <b>Total assets</b>  |       | <b>42.44</b>                 | <b>42.44</b>                 |
| <b>B. Equity and liabilities</b>   |       |                              |                              |
| <b>Equity</b>  |       |                              |                              |
| (a) Equity share capital   | 8     | 0.50                         | 0.50                         |
| (b) Other equity   | 9     | (18.37)                      | (18.28)                      |
| <b>Sub-total - Equity</b>  |       | <b>(17.87)</b>               | <b>(17.78)</b>               |
| <b>Liabilities</b>   |       |                              |                              |
| <b>1. Non-current liabilities</b>  |       |                              |                              |
| (a) Financial liabilities  |       |                              |                              |
| (i) Long-term borrowings   | 10    | -                            | -                            |
| (b) Provisions   | 11    | 0.44                         | 0.44                         |
| <b>Sub-total - Non-current liabilities</b>   |       | <b>0.44</b>                  | <b>0.44</b>                  |
| <b>2. Current liabilities</b>  |       |                              |                              |
| (a) Financial liabilities  |       |                              |                              |
| (i) Trade payables   |       |                              |                              |
| total outstanding dues of creditors other than micro enterprises and small enterprises | 12    | 2.85                         | 2.82                         |
| (b) Other current liabilities  | 13    | 57.02                        | 56.96                        |
| <b>Sub-total of current liabilities</b>  |       | <b>59.87</b>                 | <b>59.78</b>                 |
| <b>Total equity and liabilities</b>  |       | <b>42.44</b>                 | <b>42.44</b>                 |

Summary of significant accounting policies 1-2.

The accompanying notes are an integral part of these financial statements.

This is the balance sheet referred to in our report of even date.

For A A A M & Co  
CHARTERED ACCOUNTANTS  
FRN: 08113C

  
(CA RAHUL GUPTA, FCA)  
PARTNER  
M.No-419625

For and on behalf of the Board of Directors of  
For CENTRAL BOMBAY CABLE NETWORK LTD.

  
PUSHPINDER SINGH CHAHAL  
Director  
DIN: 08066877

  
DINESH KUMAR GARG  
Director  
DIN: 02048097

DATE: 08.05.19  
PLACE: NOIDA

**Central Bombay Cable Network Limited**  
**Statement of Profit and Loss for the year ended March 31, 2019**

| Notes                                      | March 31, 2019<br>₹ millions | March 31, 2018<br>₹ millions |
|--|------------------------------|------------------------------|
| <b>Revenue</b>                             |                              |                              |
| Revenue from operations                    | -                            | -                            |
| Other income                               | -                            | -                            |
| <b>Total revenue</b>                       | <b>-</b>                     | <b>-</b>                     |
| <b>Expenses</b>                            |                              |                              |
| Finance costs                              | 14                           | 0.59                         |
| Other expenses                             | 15                           | 1.10                         |
| <b>Total expenses</b>                      | <b>0.08</b>                  | <b>1.69</b>                  |
| <b>Loss before prior period expenses</b>   | <b>(0.08)</b>                | <b>(1.69)</b>                |
| Prior period expenses                      |                              |                              |
| <b>Loss before and after tax</b>           | <b>(0.08)</b>                | <b>(1.69)</b>                |
| Loss per share after tax (₹)               | 16                           |                              |
| Basic                                      | (1.67)                       | (33.79)                      |
| Diluted                                    | (1.67)                       | (33.79)                      |
| Summary of significant accounting policies | 1-2.                         |                              |

The accompanying notes are an integral part of these financial statements.


This is the statement of profit and loss referred to in our report of even date


For A A A M & Co  
**CHARTERED ACCOUNTANTS**  
FRN: 08113C

(CA RAHUL GUPTA, FCA)  
PARTNER  
M.No-419625

DATE: 08.05.19  
PLACE: Noida

For and on behalf of the Board of Directors of  
For **CENTRAL BOMBAY CABLE NETWORK LTD.**

  
**PUSHPINDER SINGH CHAHAL**  
Director  
DIN: 08066877

  
**DINESH KUMAR GARG**  
Director  
DIN: 02048097

Central Bombay Cable Network Limited

Cash flow statement for the year ended March 31,2019

| Cash flow from operating Activities   | March 31,2019 | March 31,2018 |
|---|---------------|---------------|
|   | millions      | millions      |
| Profit Before tax from continuing operations                                | (0.08)        | (1.69)        |
| <b>Non Cash adjustment to reconcile profit before tax to net cash flows</b> |               |               |
| Depreciation/Amortisation on continuing operations                          | -             | -             |
| Provision for Doubtful Debts  | -             | -             |
| Transfer from Deferred Activation Revenue                                   | -             | -             |
| Comprehensive income recognised directly in retained earnings               | -             | -             |
| Provision for Income Taxes(including deferred tax)                          | -             | -             |
| Other Non Operating Income  | -             | -             |
| <b>Operating Profits before working capital changes</b>                     | <b>(0.08)</b> | <b>(1.69)</b> |
| <b>Movement in working capital:</b>   |               |               |
| Increase/(Decrease) in Current Liabilities                                  | 0.08          | 1.66          |
| <b>Cash generated from/(used) in operations</b>                             | <b>-</b>      | <b>(0.03)</b> |
| Direct tax paid(net of refunds)   | -             | -             |
| <b>Net Cash flow from/(used) in operating activities (A)</b>                | <b>-</b>      | <b>(0.03)</b> |
| <b>Cash Flow from investing activities</b>                                  |               |               |
| Purchase of Property, Plant and Equipment                                   | -             | -             |
| Proceeds from CWIP  | -             | -             |
| <b>Net Cash flow from/(used) in investing activities (B)</b>                | <b>-</b>      | <b>-</b>      |
| <b>Cash Flow from Financing activities (C)</b>                              |               |               |
| Equity  | -             | -             |
| Repayment of Long Term Borrowings   | -             | -             |
| <b>Net Cash flow from/(used) in Financing activities (C)</b>                | <b>-</b>      | <b>-</b>      |
| <b>Net Increase/(Decrease) in cash and cash equivalent (A+B+C)</b>          | <b>-</b>      | <b>(0.03)</b> |
| Cash and cash equivalent at the beginning of the year                       | 0.04          | 0.07          |
| <b>Cash and cash equivalent at the end of the year</b>                      | <b>0.04</b>   | <b>0.04</b>   |
| <b>Components of cash and cash equivalents</b>                              |               |               |
| Cash on hand  | -             | -             |
| With Bank-on current account  | 0.04          | 0.04          |
| <b>Total Cash and cash equivalent(Note 8)</b>                               | <b>0.04</b>   | <b>0.04</b>   |

For A A A M & Co

Chartered Accountants

FRN: 08113C

  
(CA RAHUL GUPTA, FCA)  
Partner  
M.No-419625

Place : NOIDA

Date : 08.05.19

For and on behalf of the Board of  
Directors of

Central Bombay Cable Network Limited.

  
DIRECTOR

  
DIRECTOR

Central Bombay Cable Network Limited  
Summary of significant accounting policies and other explanatory information for the year ended  
March 31,2019

3 Non-current investments (Non trade, unquoted)  
Long term investments

**Investment in equity instruments**

30,000 (Previous year 30,000) equity shares of ₹ 2 each fully paid up of Indian Cable Net Company Limited

3,300 (Previous year 3,300) equity shares of ₹ 100 each fully paid up of Master Channel Community Network Pvt Ltd.

Less : Provision for diminution in the value of investments

|  | March 31, 2019<br>₹ millions | March 31, 2018<br>₹ millions |
|--|------------------------------|------------------------------|
|  | 0.06                         | 0.06                         |
|  | 0.33                         | 0.33                         |
|  | <b>0.39</b>                  | <b>0.39</b>                  |
|  | -                            | -                            |
|  | <b>0.39</b>                  | <b>0.39</b>                  |

4 Other non-current assets

Other advances

Variety Entertainment Pvt Ltd.

Hamlet Media Network Limited

Security Deposit(CDSL)

|  | March 31, 2019<br>₹ millions | March 31, 2018<br>₹ millions |
|--|------------------------------|------------------------------|
|  | 39.54                        | 39.54                        |
|  | -                            | -                            |
|  | 0.01                         | -                            |
|  | <b>39.54</b>                 | <b>39.54</b>                 |

5 Cash and bank balances

**Cash and cash equivalents**

Balances with banks

On current accounts

|  | Current<br>March 31, 2019<br>₹ millions | Current<br>March 31, 2018<br>₹ millions |
|--|---|---|
|  | 0.04                                    | 0.04                                    |
|  | <b>0.04</b>                             | <b>0.04</b>                             |

6 Loans and advances

**Advances recoverable in cash or kind**

Unsecured, considered good

Other advances

|  | Short-term<br>March 31, 2019<br>₹ millions | Short-term<br>March 31, 2018<br>₹ millions |
|--|--|--|
|  | -  | -  |

7

**Other loans and advances (Unsecured, considered good)**

Balances with statutory authorities

|  |             |             |
|--|-------------|-------------|
|  | 2.47        | 2.47        |
|  | <b>2.47</b> | <b>2.47</b> |



Central Bombay Cable Network Limited

Summary of significant accounting policies and other explanatory information for the year ended  
March 31, 2019

8 Share capital

|   | March 31, 2019<br>₹ millions | March 31, 2018<br>₹ millions |
|---|------------------------------|------------------------------|
| <b>Authorised share capital</b>                             |                              |                              |
| 50,000 (Previous Year: 50,000) Equity Shares of Rs. 10 each | 0.50                         | 0.50                         |
| <b>Total authorised capital</b>                             | <b>0.50</b>                  | <b>0.50</b>                  |
| <b>Issued share capital</b>                                 |                              |                              |
| 50,000 (Previous Year: 50,000) Equity Shares of Rs. 10 each | 0.50                         | 0.50                         |
| <b>Total issued capital</b>                                 | <b>0.50</b>                  | <b>0.50</b>                  |
| <b>Subscribed and fully paid up capital</b>                 |                              |                              |
| 50,000 (Previous Year: 50,000) Equity Shares of Rs. 10 each | 0.50                         | 0.50                         |
| <b>Total paid up capital</b>                                | <b>0.50</b>                  | <b>0.50</b>                  |

9 Other Equity

Deficit in the Statement of profit and loss  
Balance at the beginning of the year  
Add: Loss for the year  
Balance at the end of the year

|  | March 31, 2019<br>₹ millions | March 31, 2018<br>₹ millions |
|--|------------------------------|------------------------------|
|  | (18.28)                      | (16.60)                      |
|  | (0.08)                       | (1.69)                       |
|  | <b>(18.37)</b>               | <b>(18.28)</b>               |
|  | <b>(18.37)</b>               | <b>(18.28)</b>               |

10 Long-term borrowings

(a) Term loans from banks (Secured)  
Unsecured loan- Siti Networks Ltd.

The above amount includes

Secured borrowings  
Amount disclosed under the head "other current liabilities" (Note 8)

Net amount

|  | March 31, 2019<br>₹ millions | March 31, 2018<br>₹ millions |
|--|------------------------------|------------------------------|
|  | -                            | -                            |
|  | -                            | -                            |
|  | -                            | -                            |

11 Provisions

Provision for employee benefits

Provision for Tax  
Payable Against Investment

|  | March 31, 2019<br>₹ millions | March 31, 2018<br>₹ millions |
|--|------------------------------|------------------------------|
|  | 0.24                         | 0.24                         |
|  | 0.20                         | 0.20                         |
|  | <b>0.44</b>                  | <b>0.44</b>                  |

12 Trade payables


- total outstanding dues of creditors other than micro enterprises and small enterprises

|  | March 31, 2019<br>₹ millions | March 31, 2018<br>₹ millions |
|--|------------------------------|------------------------------|
|  | 2.85                         | 2.82                         |
|  | <b>2.85</b>                  | <b>2.82</b>                  |

13 Other Current Liabilities

Expenses Payable  
Other Liabilities

|  | March 31, 2019<br>₹ millions | March 31, 2018<br>₹ millions |
|--|------------------------------|------------------------------|
|  | 0.19                         | 0.13                         |
|  | 56.83                        | 56.83                        |
|  | <b>57.02</b>                 | <b>56.96</b>                 |



*(Handwritten signature)*

*(Handwritten signature)*



Central Bombay Cable Network Limited

Summary of significant accounting policies and other explanatory information for the year ended March 31, 2019

| 14 Finance Cost | March 31, 2019<br>₹ millions | March 31, 2018<br>₹ millions |
|-----------------|------------------------------|------------------------------|
| Interest        |                              | 0.58                         |
| Bank charges    |                              | 0.00                         |
|                 | -                            | <b>0.59</b>                  |

| 15 Other expenses                           | March 31, 2019<br>₹ millions | March 31, 2018<br>₹ millions |
|---|------------------------------|------------------------------|
| Legal, professional and consultancy charges | 0.02                         | 0.10                         |
| Auditors' remuneration*                     | 0.06                         | 0.06                         |
| Income Tax for Past years                   |                              | 0.94                         |
| Miscellaneous expenses                      | 0.00                         | 0.00                         |
|   | <b>0.08</b>                  | <b>1.10</b>                  |

|  |             |             |
|--|-------------|-------------|
| *Auditors' remuneration<br>as an auditor | 0.06        | 0.06        |
| for other services (certifications)      |             |             |
|  | <b>0.06</b> | <b>0.06</b> |

| 16 Earnings per share                    | March 31, 2019<br>₹ millions | March 31, 2018<br>₹ millions |
|--|------------------------------|------------------------------|
| Loss attributable to equity shareholders | (0.08)                       | (1.69)                       |
| Number of weighted average equity shares |                              |                              |
| Basic                                    | 50,000                       | 50,000                       |
| Diluted                                  | 50,000                       | 50,000                       |
| Nominal value of per equity share (₹)    | 10                           | 10                           |
| Loss per share after tax (₹)             |                              |                              |
| Basic                                    | (1.67)                       | (33.79)                      |
| Diluted                                  | (1.67)                       | (33.79)                      |



## **NOTE -1: SIGNIFICANT ACCOUNTING POLICIES FOR THE YEAR ENDING 31<sup>st</sup> MARCH, 2019**

### **1.1 CORPORATE INFORMATION:**

Central Bombay Cable Network Limited (hereinafter referred to as the 'Company') is registered in New Delhi. The Company is in the business of providing cable TV services to the end consumers.

### **1.2 BASIS OF PREPARATION:**

- The financial statements have been prepared in accordance with the Indian Accounting Standards (Ind AS) as prescribed by Ministry of Corporate Affairs pursuant to Section 133 of the Companies Act, 2013 ('Act') read with relevant rules of the Companies (Accounts) Rules, 2014 read with companies (Indian Accounting Standard) Rules, 2015 and the provisions of the Act (to the extent notified).
- All assets and liabilities have been classified as current and non- current as per the Company's normal operating cycle and other criteria set out in the Schedule III of the Act. Based on the nature of business and the time between the acquisition of assets and their realization in cash and cash equivalents, the Company has ascertained its operating cycle as 12 months for the purpose of current and non-current classification of assets and liabilities

### **1.3 USE OF ESTIMATES:**

The preparation of the financial statements in conformity with Ind AS requires management to make estimates and assumptions that affect the reported amounts of assets and liabilities and disclosure of contingent liabilities on the date of the financial statements and reported amounts of revenues and expenses for the year. Actual results could differ from these estimates. Estimates and underlying assumptions are reviewed on an ongoing basis. Any revision to accounting estimates is recognized prospectively in the current and future periods.


Borrowing costs directly attributable to acquisition or construction of those fixed assets which necessarily take a substantial period of time to get ready for their intended use are capitalized.

### **1.4 RECOGNITION OF REVENUE:**

Revenue is recognised when it is probable that the economic benefits will flow to the Company and it can be reliably measured. Revenue is measured at the fair value of the consideration received/receivable net of rebates and taxes. The Company applies the revenue recognition criteria to each separately identifiable component of the sales transaction. Subscription income is recognised on completion of services and when no significant uncertainty exists regarding the amount of consideration that will be derived. However, during the current period, the company does not have any revenue from operations.

### **1.5 RECOGNITION OF INCOME AND EXPENSE:**

Items of income and expenditure are recognized on accrual basis.



## **1.6 PLANT, PROPERTY AND EQUIPMENT**

Plant, properties and equipments are carried at the cost of acquisition or construction less accumulated depreciation. The cost includes non-refundable taxes, duties, freight and other incidental expenses related to the acquisition and installation of the respective assets.

Depreciation / amortization on plant, properties and equipments is provided at rates computed on the basis of useful life of assets as specified in Schedule II of the Companies Act, 2013 except in case of intangible assets and leasehold improvements on which depreciation is provided at rate as mentioned below which in view of the management represents the useful life of assets. Assets costing less than Rs 5,000 each, are depreciated in full excluding residual value as per Schedule II, in year of purchase.

### **Asset categoryRate of depreciation/ amortization**

|                        |   |
|------------------------|---|
| Intangible assets      | Straight Line Method                                  |
| Leasehold improvements | Over the lease term or useful life whichever is lower |

However, during the current year no depreciation has been provided as the Company does not have any tangible assets.

## **1.7 INVESTMENTS:**

Non-current investments are carried at cost less any other-than-temporary diminution in value, determined separately for each individual investment.

Current investments are carried at the lower of cost and fair value. The comparison of cost and fair value is done separately in respect of each category of investment.

## **1.8 INVENTORIES:**

Inventories are valued at the lower of cost and net realizable value. Cost of inventories comprises all cost of purchase, cost of conversion and other costs incurred in bringing the inventories to their present location and condition.

However, the company does not have any inventory during the current year.

## **1.9 INCOME TAXES:**

Tax expense comprises of current and deferred tax. Current income tax is measured at the amount expected to be paid to the tax authorities in accordance with the Income Tax Act, 1961 enacted in India.

Deferred income taxes reflect the impact of timing differences between taxable income and accounting income for the year and reversal of timing differences of earlier years.

During the current year, the company has incurred losses and hence there is no tax liability.



A handwritten signature in black ink.

A handwritten signature in black ink.

**1.10 EVENTS OCCURRING AFTER BALANCE SHEET DATE:**

Events occurring after balance sheet date which affect the financial position to a material extent are taken into cognizance, if any.

**1.11 PROVISIONS, CONTINGENT ASSETS AND CONTINGENT LIABILITIES:**

Provisions are recognized only when there is a present obligation, as a result of past events, and when a reliable estimate of the amount of obligation can be made at the reporting date. These estimates are reviewed at each reporting date and adjusted to reflect the current best estimates. Provisions are discounted to their present values, where the time value of money is material.

Contingent liability is disclosed for:

- Possible obligations which will be confirmed only by future events not wholly within the control of the Group or
- Present obligations arising from past events where it is not probable that an outflow of resources will be required to settle the obligation or a reliable estimate of the amount of the obligation cannot be made.

Contingent Liabilities are generally not provided for in the accounts are shown separately under notes to the accounts if any.

Contingent assets are neither recognized nor disclosed. However, when realization of income is virtually certain, related asset is recognized.



**NOTE – 2: EXPLANATORY/ CLARIFICATORY NOTES:**


- 2.1 No dividend has been proposed by the Directors of the Company due to the loss of the company.
- 2.2 Balances of sundry creditors and debtors are subject to confirmation from the respective parties.
- 2.3 In the opinion of the Board, current assets, loans & advances have a value in the ordinary course of business at least equal to that stated in Balance Sheet.
- 2.4 **Auditors Remuneration:2018-19**

| <b><u>SL. NO.</u></b> | <b><u>PARTICULARS</u></b>   | <b><u>F/Y 2018-19</u></b> | <b><u>F/Y 2017-18</u></b> |
|-----------------------|---|---------------------------|---------------------------|
| 1.                    | <b>AUDIT FEES<br/>(Inclusive of Fees for LR but exclusive of GST)</b> | <b>Rs. 60,000/-</b>       | <b>Rs. 60,000/-</b>       |

**2.5 RELATED PARTY DISCLOSURES:-**

**Names of related parties:**

|  |                   |
|--|-------------------|
| Siti Networks Limited                                | Holding Company   |
| Indian Cable Net Company Limited                     | Fellow Subsidiary |
| Siti Maurya Cable Net Private Limited                | Fellow Subsidiary |
| Indinet Service Private Limited                      | Fellow Subsidiary |
| Master Channel Community Network Private Limited     | Subsidiary        |
| Siti Vision Digital Media Private Limited            | Fellow Subsidiary |
| Siti Guntur Digital Network Private Limited          | Fellow Subsidiary |
| Siti Siri Digital Network Private Limited            | Fellow Subsidiary |
| Siti Godaari Digital Services Private Limited        | Fellow Subsidiary |
| Siti Sagar Digital Cable Network Private Limited     | Fellow Subsidiary |
| Siti Global Private Limited                          | Fellow Subsidiary |
| Siti Broadband Services Private Limited              | Fellow Subsidiary |
| Siti Prime Uttaranchal Communication Private Limited | Fellow Subsidiary |
| Siti Saistar Digital Media Private Limited           | Fellow Subsidiary |
| Variety Entertainment Private Limited                | Fellow Subsidiary |
| Siti Cable Broadband South Limited                   | Fellow Subsidiary |



|   |                   |
|---|-------------------|
| Siti Jind Digital Media Communicatio;ns Private Limited | Fellow Subsidiary |
| Siti Jai MaaDurgee Communications Private Limited       | Fellow Subsidiary |
| Siti Karnal Digital Media Network Private Limited       | Fellow Subsidiary |
| Siti Krishna Digital Media Private Limited              | Fellow Subsidiary |
| Siti Jony Digital Cable Network Private Limited         | Fellow Subsidiary |
| Siti Faction Digital Private Limited                    | Fellow Subsidiary |

**Other Related Parties:**

|                             |   |          |
|-----------------------------|---|----------|
| Mr. Sandeep Kumar Rohilla   | - | Director |
| Mr. Dinesh Kumar Garg       | - | Director |
| Mr. Pushpinder Singh Chahal | - | Director |

2.6 Transactions with its related parties during the relevant Financial Year are as under:

- **Balance at the end of year subsidiaries**

| Subsidiary Companies          | March 31, 2019 | March 31, 2018 |
|-------------------------------|----------------|----------------|
| Variety Entertainment Pvt Ltd | 39539250       | 39539250       |

2.7 The basic earnings per share ("EPS") is computed by dividing the net profit after tax for the year by the weighted average number of equity shares outstanding during the year.

| Particulars                      | 31-March-2019 | 31-March-2018  |
|----------------------------------|---------------|----------------|
| Profit/(Loss) after Tax          | (83,419)      | (16,89,603)    |
| Number of Equity Shares          | 50,000        | 50,000         |
| Nominal Value of Equity Shares   | 10            | 10             |
| <b>Basics Earnings per Share</b> | <b>(1.67)</b> | <b>(33.79)</b> |

**2.8 Standards issued but not yet effective:**

In March 2019, the Ministry of Corporate Affairs (MCA) issued the Companies (Indian Accounting Standards) Amendment Rules, 2019 and the Companies (Indian Accounting Standards) Second Amendment Rules, 2019, notifying new standards and amendments to certain issued standards. These amendments are applicable to the Company from April 01, 2019. The Company will be adopting the below stated new standards and applicable amendments from their respective effective date.

**a) Appendix C, Uncertainty over Income Tax Treatment to Ind AS 12, Income Taxes:**

The Appendix clarifies how to apply the recognition and measurement principles while recognizing current tax, deferred tax, taxable profits (losses), tax bases, unused tax losses, unused tax credits and tax rates when there is uncertainty over tax treatments under Ind AS 12. As per the Appendix, the Company needs to assess whether it is probable that a tax authority will accept an uncertain tax treatment used or a treatment which is being proposed to be used in its income tax filings.

In view of the management, the impact of the Appendix on the Financial Statements, as assessed by the Company, is expected to be not material.





**b) Amendment to Ind AS 12, Income Taxes:**


The amendment clarifies that an entity shall recognize income tax consequences of dividends in profit or loss, other comprehensive income or equity according to where the entity originally recognised those past transactions or events. The Company will apply these amendments for annual reporting periods beginning on or after April 01, 2019. In view of the management, the impact on the Financial Statements, as assessed by the Company, is expected to be not material.

**The standard permits two possible methods of transition:**


- Retrospective approach - Under this approach the standard will be applied retrospectively to each prior reporting period presented in accordance with Ind AS 8- Accounting Policies, Changes in Accounting Estimates and Errors;
- Retrospectively with cumulative effect of initially applying the standard recognized at the date of initial application (Cumulative catch - up approach) The effective date for adoption of Ind AS 115 is financial periods beginning on or after April 1, 2018.

**2.9 Other disclosures are made as under :**

|      |                                     |   |     |
|------|-------------------------------------|---|-----|
| i.   | Value of Import on CIF Basis        | - | NIL |
| ii.  | Expenses in Foreign Currency        | - | NIL |
| iii. | Amount remitted in Foreign Currency | - | NIL |
| iv.  | Earnings in Foreign Currency        | - | NIL |

For AAA M & CO.,  
CHARTERED ACCOUNTANTS  
FRN: 08113C  
  
(CA RAHUL GUPTA, FCA)  
PARTNER  
M.No.419625

For & on Behalf of the Board of Directors  
CENTRAL BOMBAY CABLE NETWORK LIMITED

  
PUSHPINDER SINGH CHAHAL  
DIRECTOR  
DIN No. 02048097

  
DINESH KUMAR GARG  
DIRECTOR  
DIN No. 02048097

DATE: 08.05.19  
PLACE: NOIDA